2026 POLLING

Democratic Base & Leadership Polling

Hakeem Jeffries Favorability & Base Analysis

Alex Ayvazian

Alex.Ayvazian@outlook.com

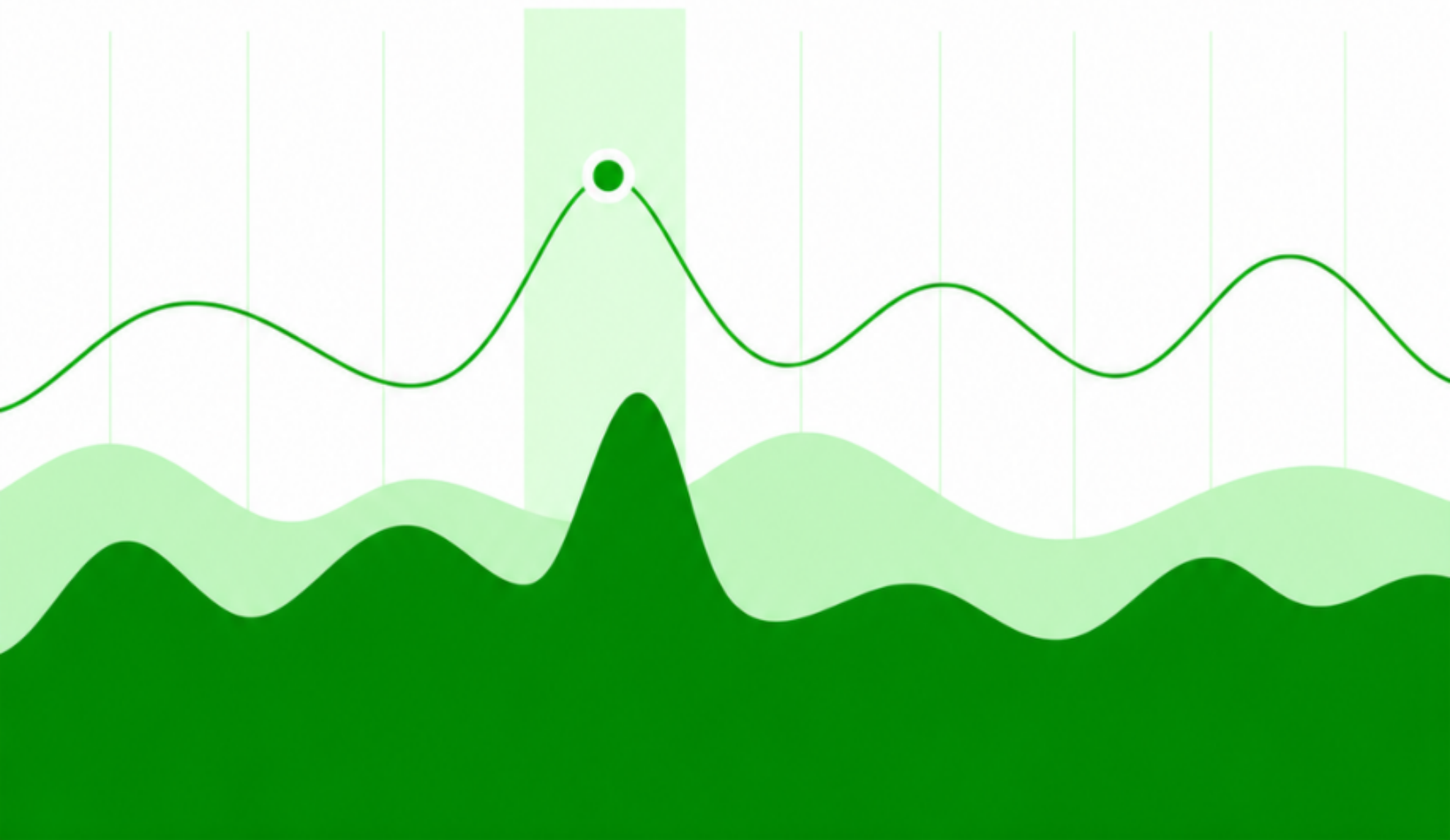

Values-based voters on the left

Original chart supplied for this report; source information is preserved inside the chart image.

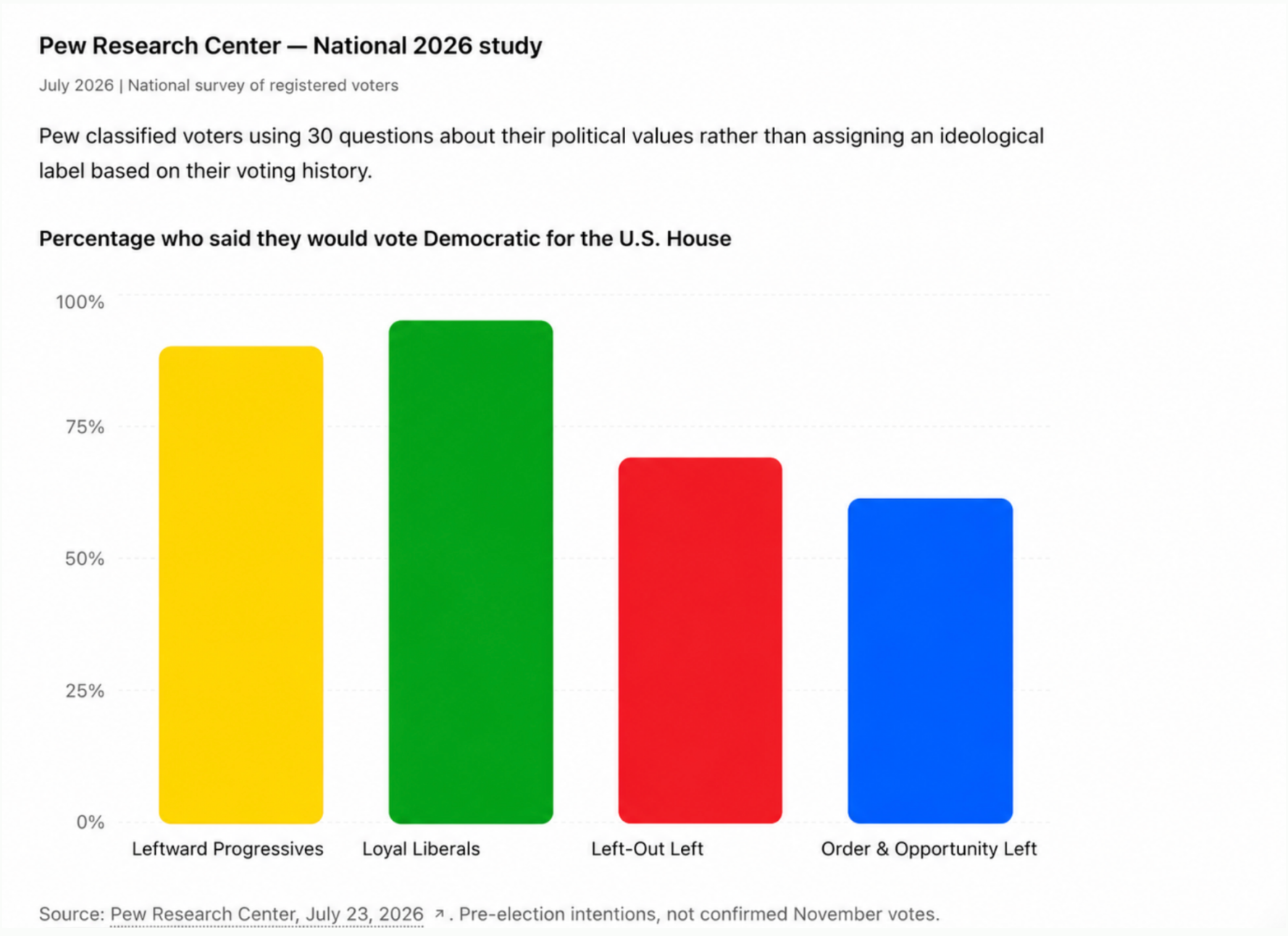

Candidate labels among California Democrats

Original chart supplied for this report; source information is preserved inside the chart image.

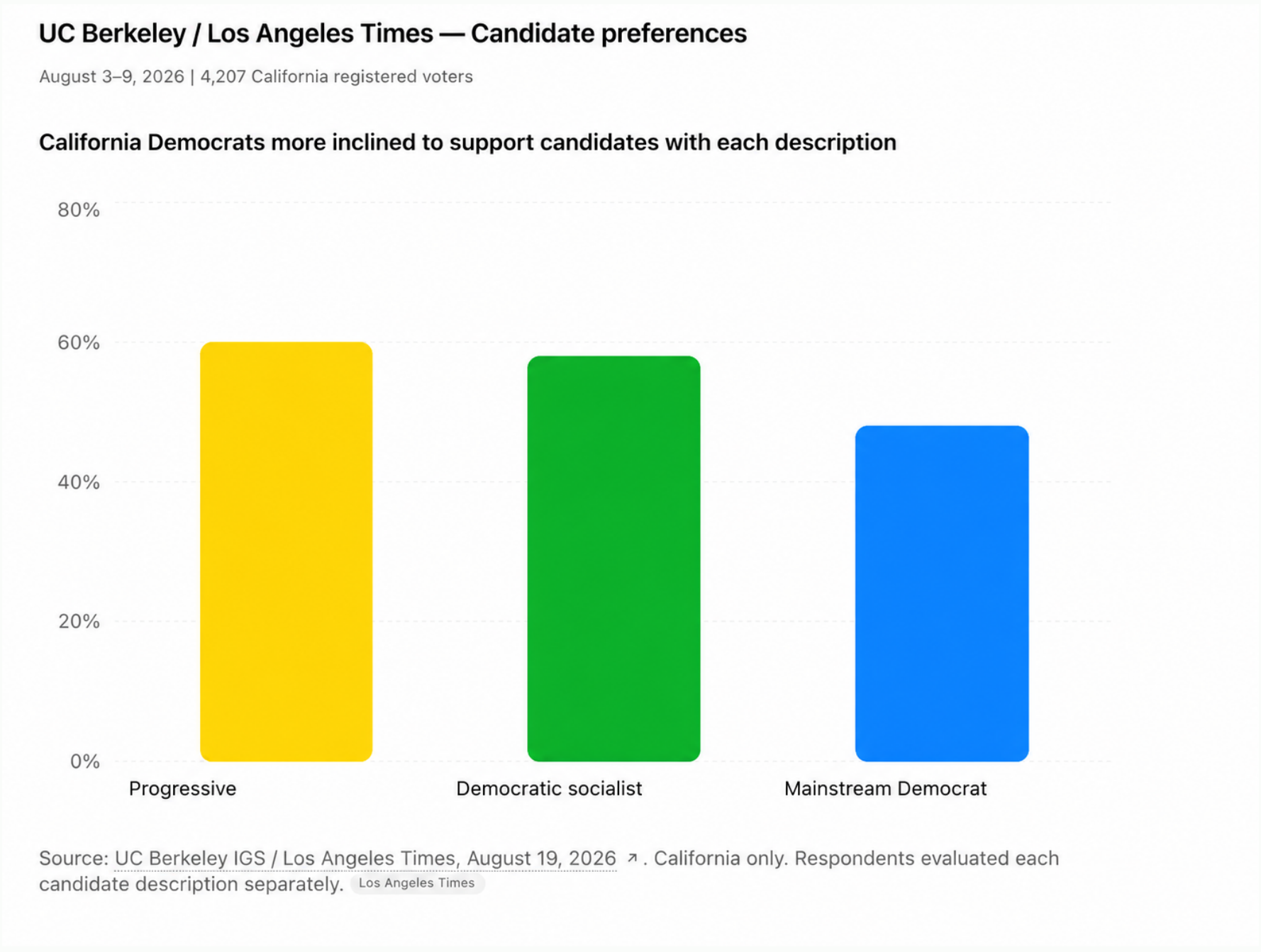

How Democrats describe themselves

Original chart supplied for this report; source information is preserved inside the chart image.

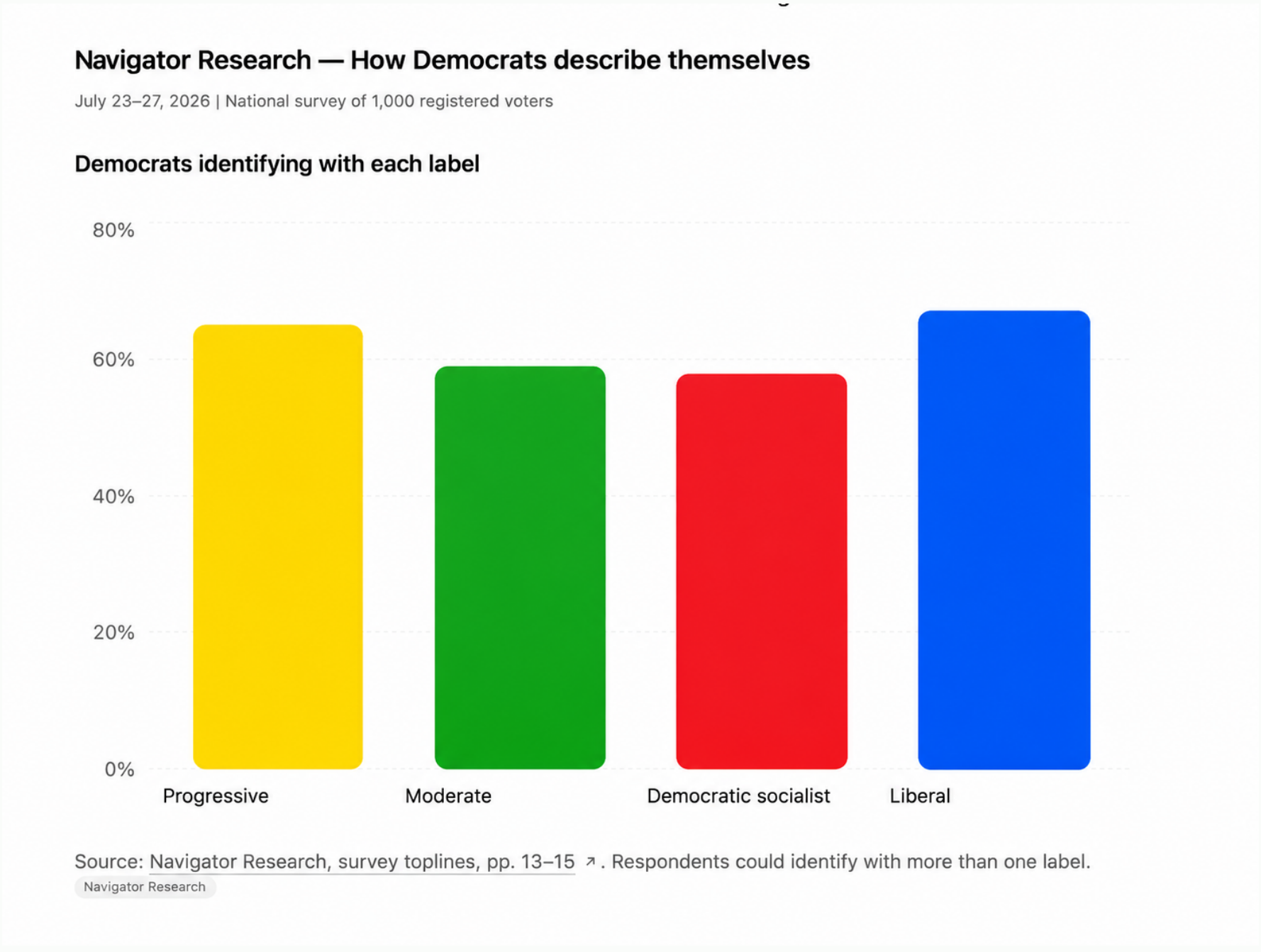

The Democratic electorate is broader than a moderate label

Across three different measures - political values, candidate-description preference, and self-identification - progressive, liberal, and democratic socialist constituencies are substantial.

65%

Progressive label

Navigator

67%

Liberal label

Navigator

59%

Moderate label

Navigator

58%

Democratic socialist

Navigator

WHAT THE THREE DATASETS SHOW TOGETHER

- Navigator Research found that **progressive (65%) and liberal (67%) were each more common self-descriptions among Democrats than moderate (59%)**. Progressive identification exceeded moderate identification by **6 percentage points**, while liberal identification exceeded it by **8 points**. Respondents could select more than one label. Democratic socialist identification is just 1 point below moderate; labels could overlap.
- UC Berkeley/Los Angeles Times: among California Democrats, a progressive candidate description drew more inclination to support than a mainstream Democrat description.
- Pew: values-based typology separates the left into multiple groups rather than treating Democratic voters as one centrist bloc; the left-oriented groups differ substantially from one another on economics, social issues and institutional trust.
- The common pattern is ideological breadth: “moderate” describes part of the Democratic coalition, but it does not describe the coalition by itself.

Jeffries before Election Day

The o

PRE-ELECTION POLLING REPORT

Economist / YouGov poll — October 23–26, 2026

National survey | 1,440 registered voters

Job approval of Democratic congressional leaders — all voters



Jeffries: 47% disapproved. Schumer: 54% disapproved. Source: Economist/YouGov ↗. YouGov

Marquette Law School poll — September 2–9, 2026

National survey | Registered voters

Favorable ratings among American voters

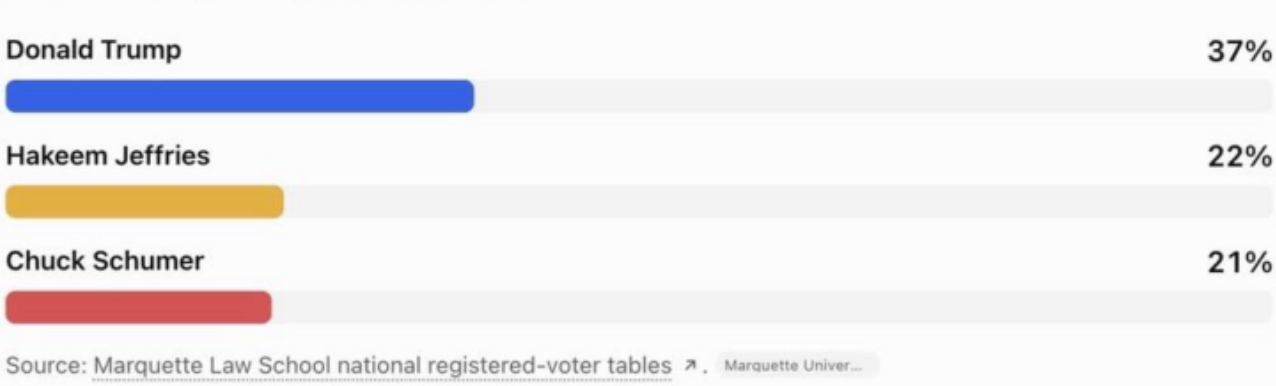

Source: Marquette Law School national registered-voter tables ↗. Marquette Univer...

Marquette Law School poll — May 20–26, 2026

National survey | Democratic respondents only

Favorable ratings among Democrats

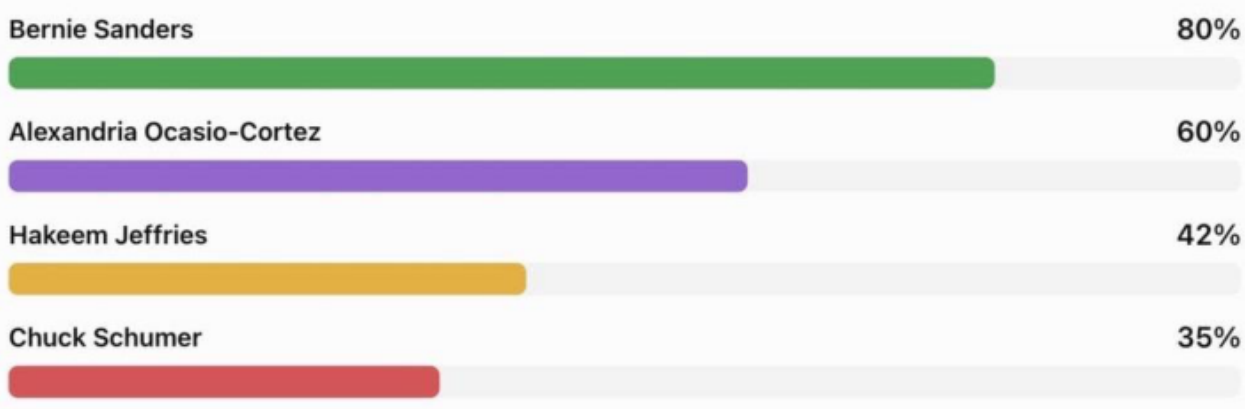

Source: Marquette Law School, June 3 release, Table 10 ↗. Marquette Law S...

Jeffries trailed Trump and Mike Johnson in the same Marquette survey

Marquette Law School Poll, registered voters, September 2-9, 2026. Favorability question asked about each leader in the same survey.

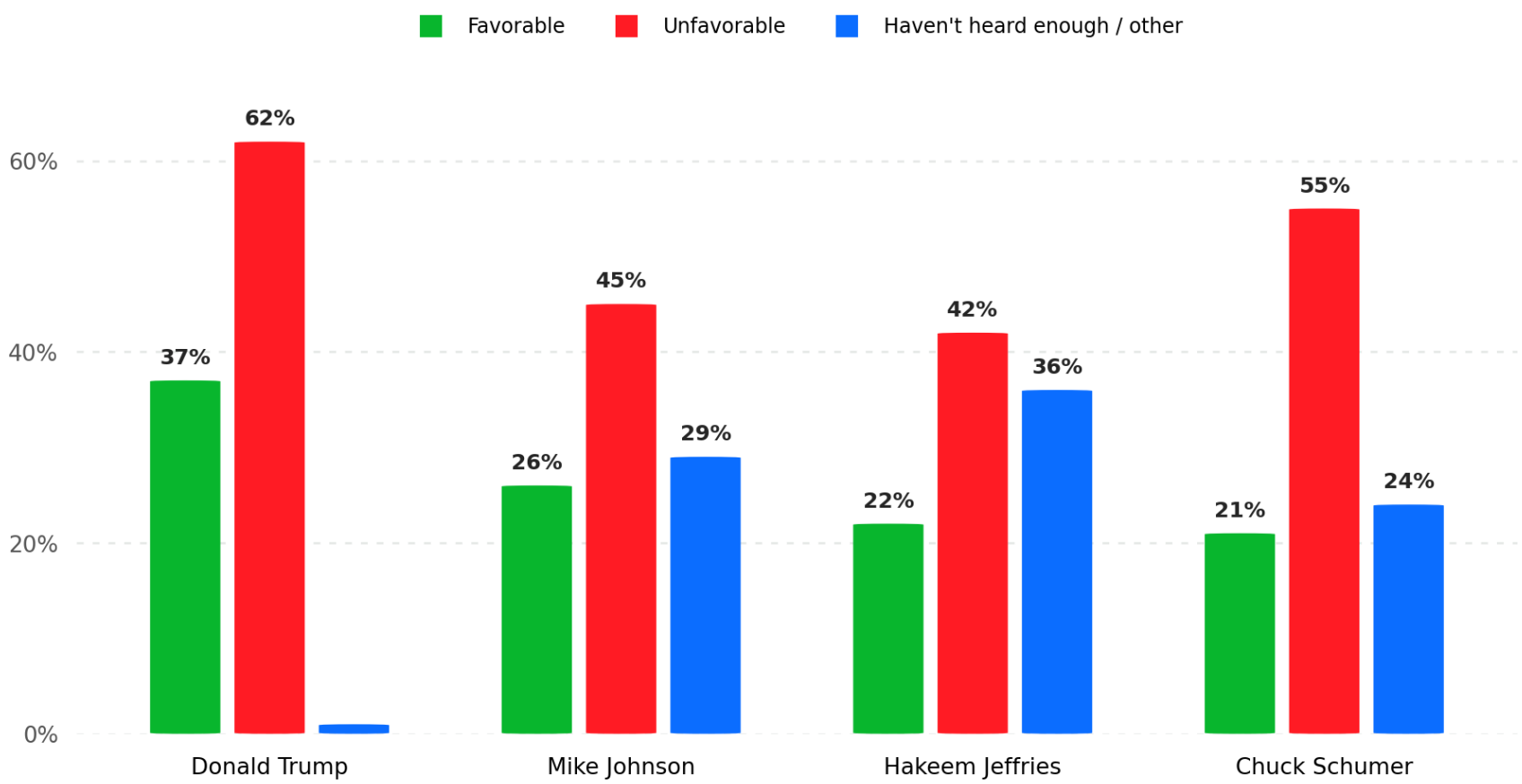

37%
Trump favorable

26%
Johnson favorable

22%
Jeffries favorable

DIRECT COMPARISON

In this registered-voter sample, Jeffries’s favorable rating was 15 points below Trump’s and 4 points below Johnson’s. Jeffries also had a larger “haven’t heard enough” share (36%) than Johnson (29%) or Trump (1%).

Source: Marquette Law School Poll, Sept. 2-9, 2026, registered-voter tables.

Sanders and Ocasio-Cortez polled above Jeffries among Democrats

Marquette Law School Poll, May 20-26, 2026. Same favorability question, shown for Democrats and for all adults.

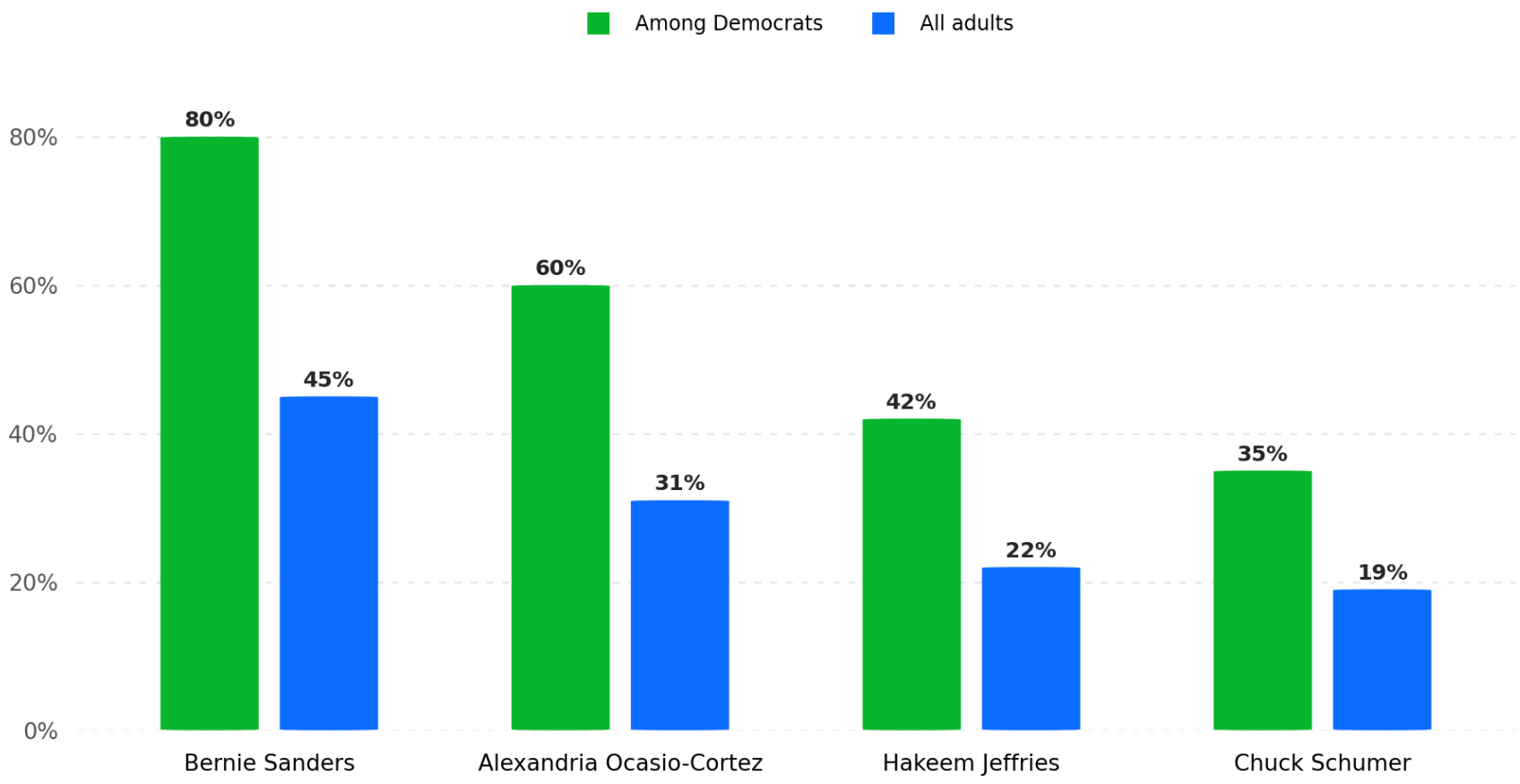

AMONG DEMOCRATS

Bernie Sanders was 80% favorable and Alexandria Ocasio-Cortez 60%, compared with 42% for Jeffries. Nationally in the same poll, Sanders was 45% favorable, Ocasio-Cortez 31%, and Jeffries 22%.

The comparison is especially relevant to the “moderate base” narrative: two figures identified with the party’s progressive wing were viewed more favorably than the House Democratic leader among Democratic respondents in the same survey.

Source: Marquette Law School Poll, June 3 release, Tables 9-10; fielded May 20-26, 2026.

Jeffries’s 2026 favorability record across national polls

Every 2026 Jeffries poll listed on the RealClearPolling favorability page from January 2 through November 16 is plotted below. Points are individual poll results from multiple pollsters.

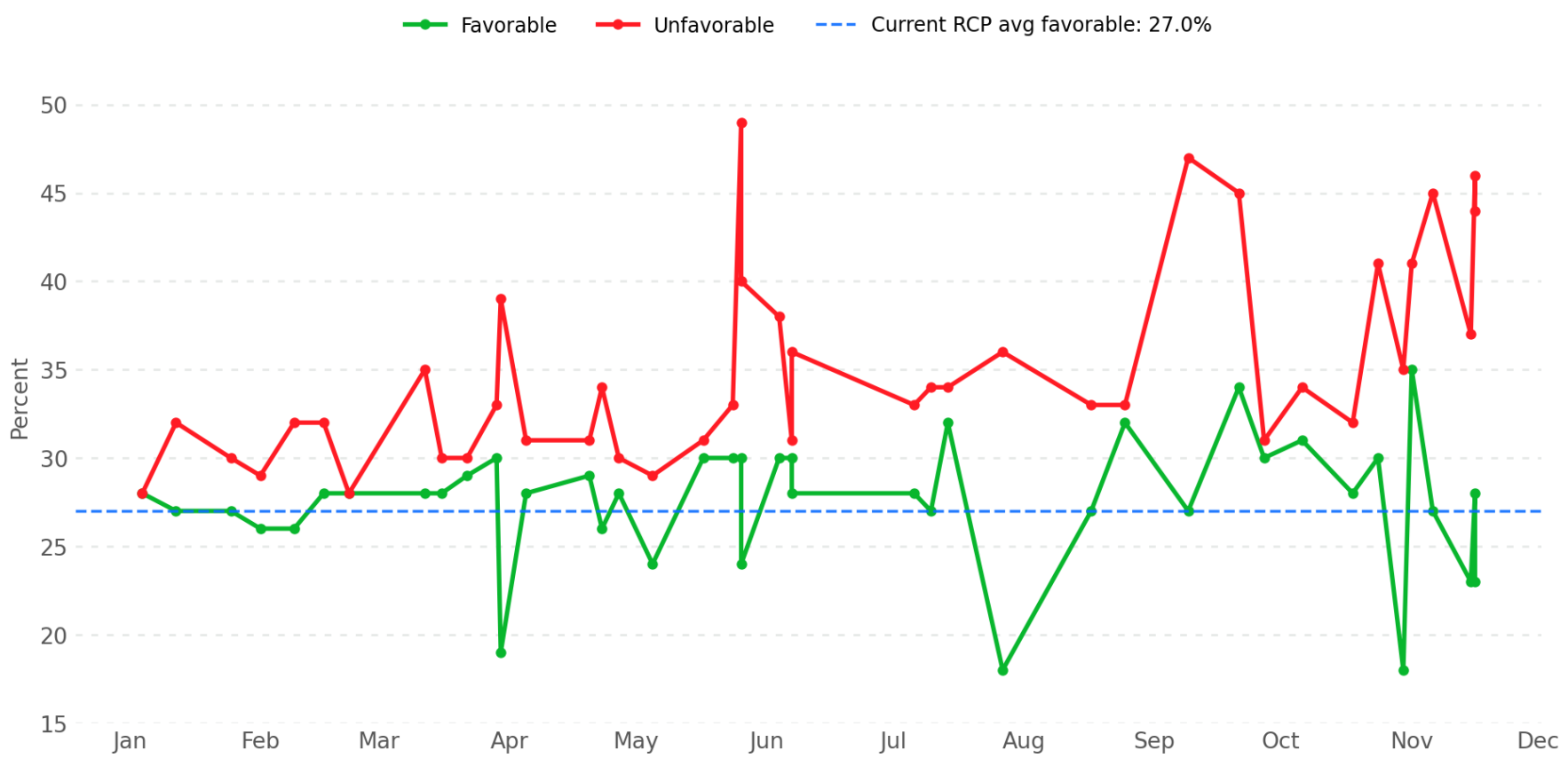

CURRENT RCP AVERAGE

27.0% favorable | 38.8% unfavorable | net -11.8

The larger RCP record shows that Jeffries’s national favorable share spent most of 2026 in the high-20s to low-30s, while unfavorable ratings were generally higher. The latest three listed polls - Economist/YouGov, Reuters/Ipsos and Pew - each placed his favorable rating in the 20s.

Source: RealClearPolling, Hakeem Jeffries Favorable/Unfavorable tracker; accessed Nov. 21, 2026.

Johnson and Trump have higher favorable shares in current RCP averages

RealClearPolling averages shown as published on November 21, 2026. The averaging windows differ slightly by figure because poll availability differs.

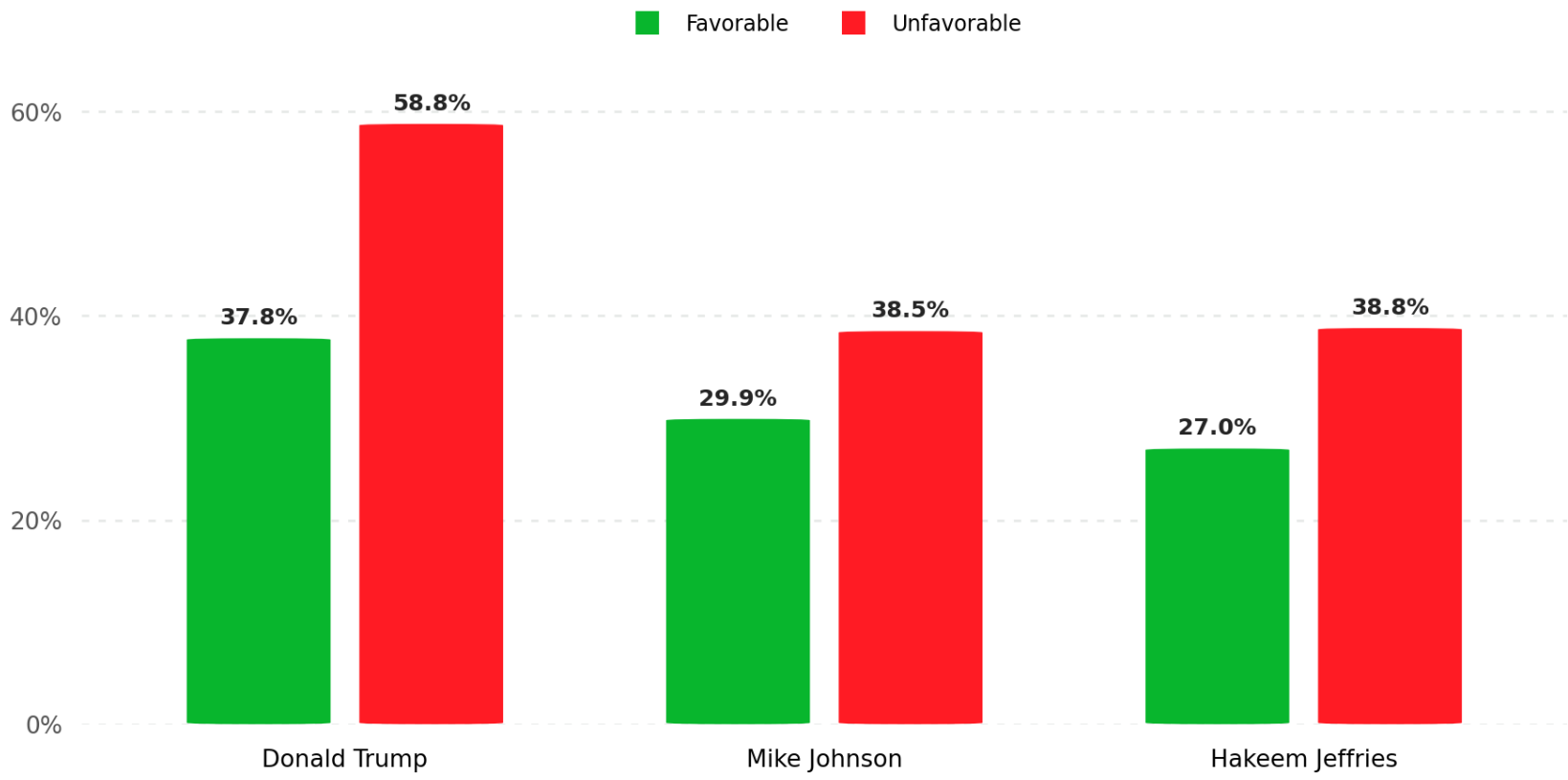

37.8%

Trump

+10.8 vs Jeffries

29.9%

Johnson

+2.9 vs Jeffries

27.0%

Jeffries

RCP average

On favorable share alone, Jeffries currently trails both the Republican House Speaker and Trump in the RCP averages. The net-favorability picture is different: Trump has a much higher unfavorable rating, while Johnson’s net rating is less negative than Jeffries’s.

Sources: RealClearPolling leader favorability pages. Trump avg 9/2-11/16; Johnson 9/2-11/6; Jeffries 10/5-11/16.

Jeffries after the 2026 midterms

Two national surveys conducted after the election show a similar pattern: Jeffries is viewed more positively inside the Democratic coalition than nationally, while a substantial share of voters still do not know him well enough to rate him.

Pew Research Center - Nov. 9-15, 2026

National survey of U.S. adults

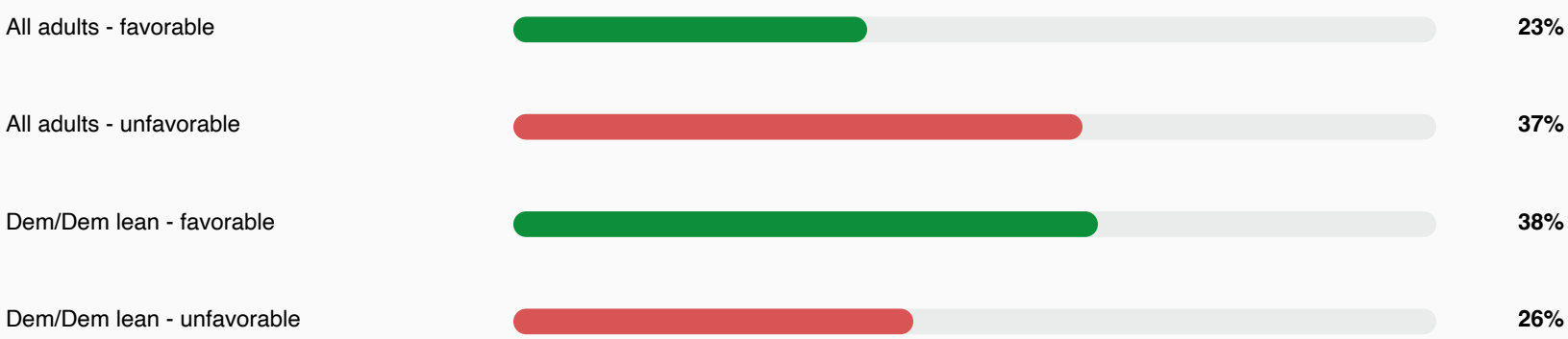

Reuters/Ipsos - Nov. 13-16, 2026

National probability sample

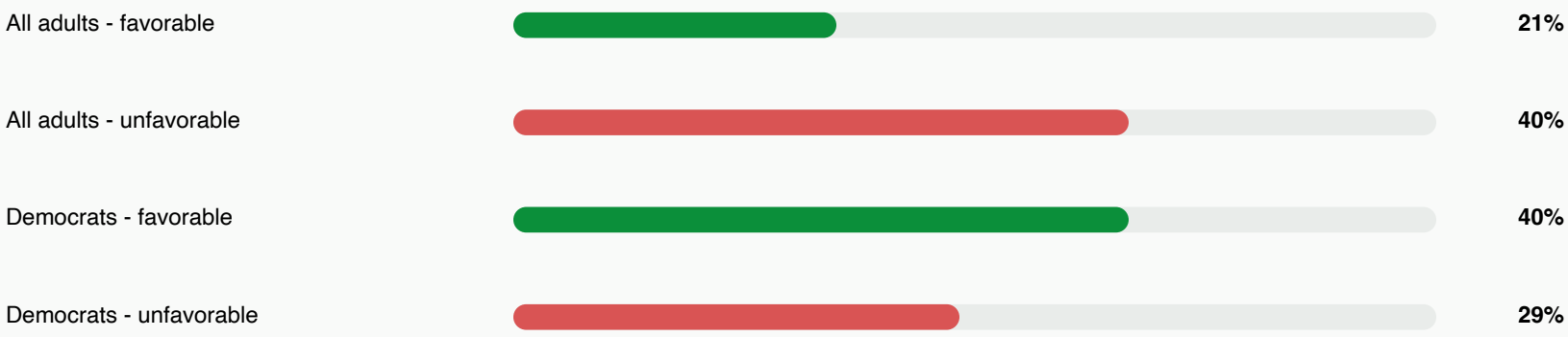

Post-election polling improves Jeffries’s standing when the population is narrowed to Democrats, but neither survey shows majority favorable ratings among Democrats. Nationally, both surveys remain net negative.

The base is broader than the leadership brand

The ideological-base polling documents substantial progressive, liberal, and democratic socialist constituencies within the Democratic electorate, while national polling shows comparatively low favorability for House Democratic leader Hakeem Jeffries.

01 The Democratic base is not one ideological bloc

Navigator finds liberal (67%), progressive (65%), moderate (59%), and democratic socialist (58%) self-identification among Democrats. Democratic socialist trails moderate by only 1 point. Berkeley finds a stronger progressive than mainstream candidate label; Pew distinguishes multiple left groups.

02 Progressive figures outperform Jeffries among Democrats

In the same May Marquette survey, Sanders was 80% favorable and Ocasio-Cortez 60% among Democrats, compared with 42% for Jeffries.

03 Jeffries trails Trump and Johnson on favorable share

The September Marquette registered-voter poll measured Trump at 37%, Johnson at 26% and Jeffries at 22% favorable. Current RCP averages also put Trump and Johnson above Jeffries on favorable share.

04 The current national picture remains net negative

The RCP average is 27.0% favorable and 38.8% unfavorable. Post-election Pew and Reuters/Ipsos surveys also show Jeffries net negative nationally, while his standing is more positive inside the Democratic coalition.

05 The leadership question and the base question are not the same

The polling does not show that Democrats are uniformly moderate, nor does it show that Jeffries is personally as popular as the progressive figures tested. Those are distinct findings that should be evaluated separately.

BOTTOM LINE

The 2026 polling record supports a more complex description of the Democratic electorate than a simple “moderate base” shorthand. It also shows that Jeffries’s personal favorability is not a proxy for the popularity of the Democratic coalition or of progressive Democratic figures.

2026 POLLING

Democratic Base & Leadership Polling

Chuck Schumer Favorability & Base Analysis

Alex Ayvazian

Alex.Ayvazian@outlook.com

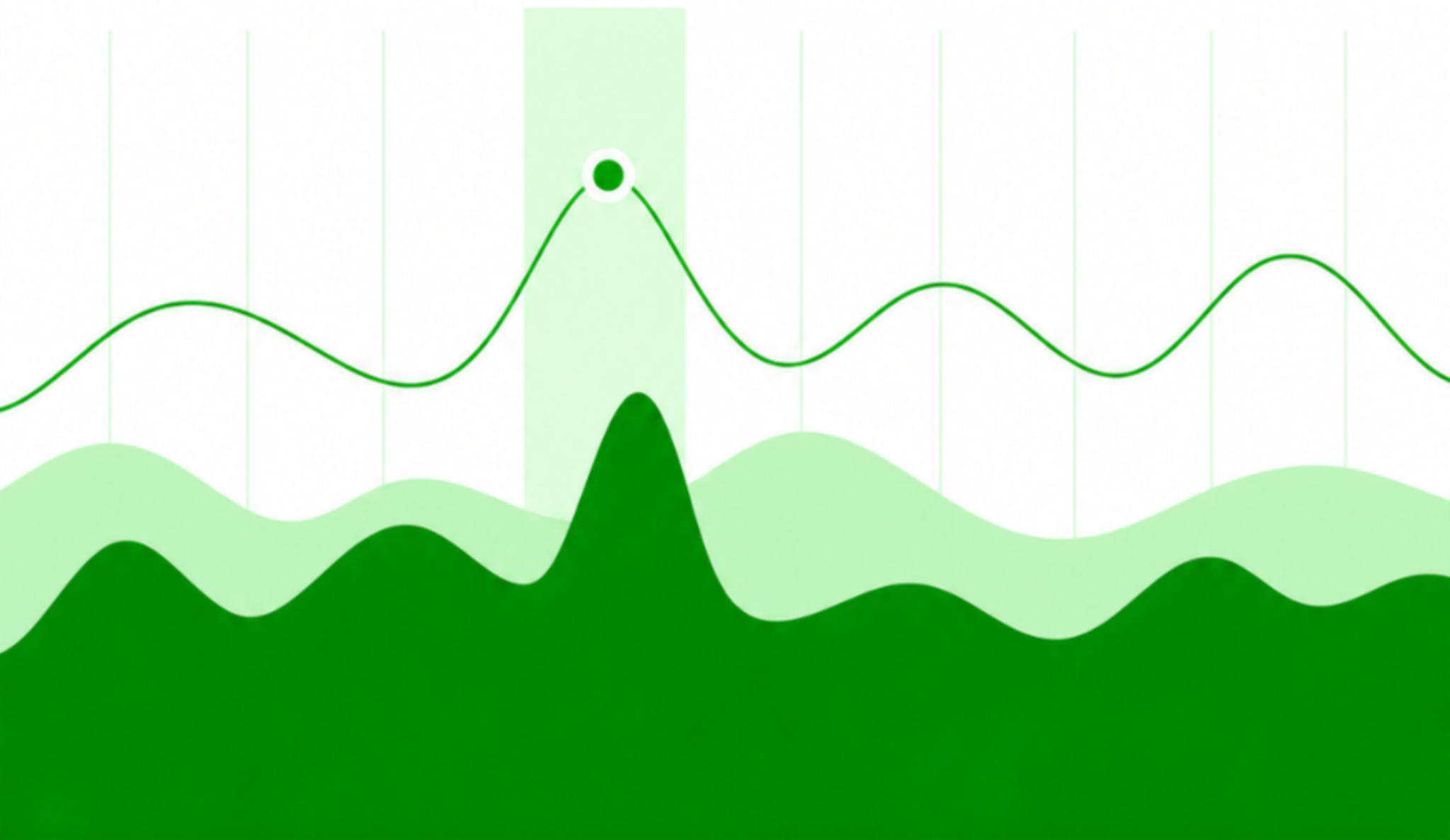

Schumer before Election Day

The original report page is retained here as the pre-election baseline.

PRE-ELECTION POLLING REPORT

Economist / YouGov poll — October 23–26, 2026

National survey | 1,440 registered voters

Job approval of Democratic congressional leaders — all voters



Jeffries: 47% disapproved. Schumer: 54% disapproved. Source: Economist/YouGov.

Marquette Law School poll — September 2–9, 2026

National survey | Registered voters

Favorable ratings among American voters

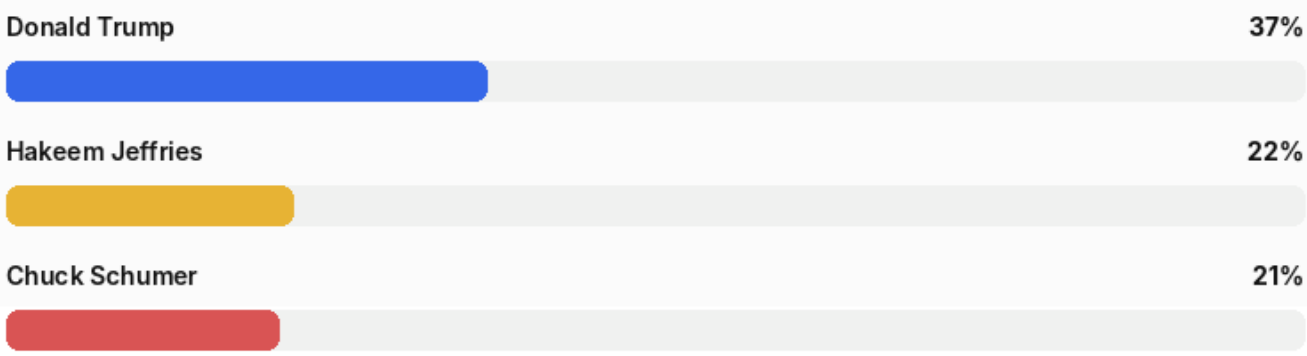

Source: Marquette Law School national registered-voter tables.

Marquette Law School poll — May 20–26, 2026

National survey | Democratic respondents only

Favorable ratings among Democrats

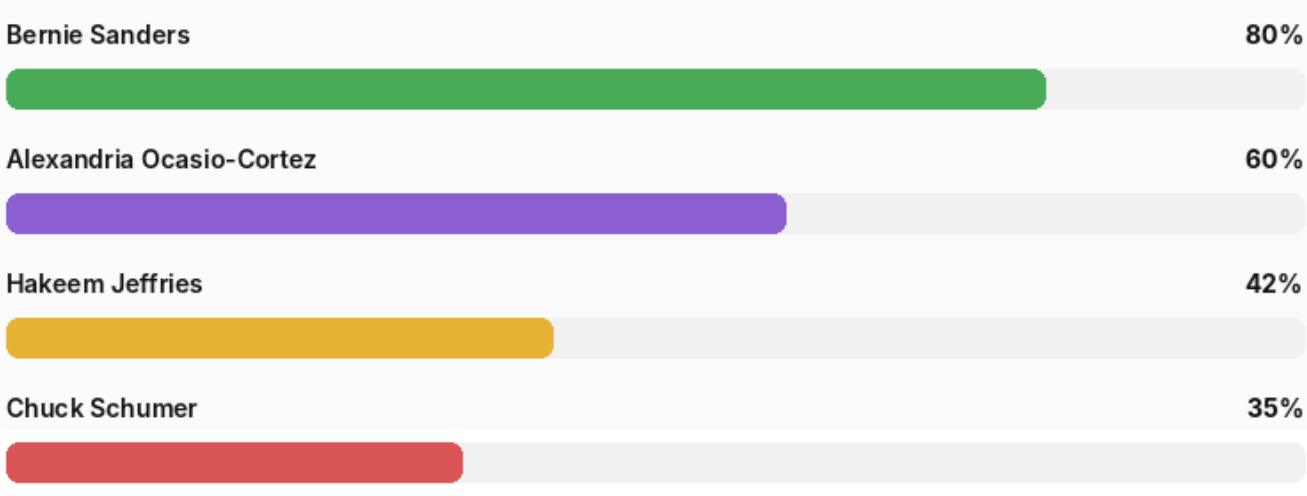

Source: Marquette Law School, June 3 release, Table 10.

Schumer trailed Trump, Johnson and Jeffries in the same Marquette survey

Marquette Law School Poll, registered voters, September 2-9, 2026. Favorability question asked about each leader in the same survey.

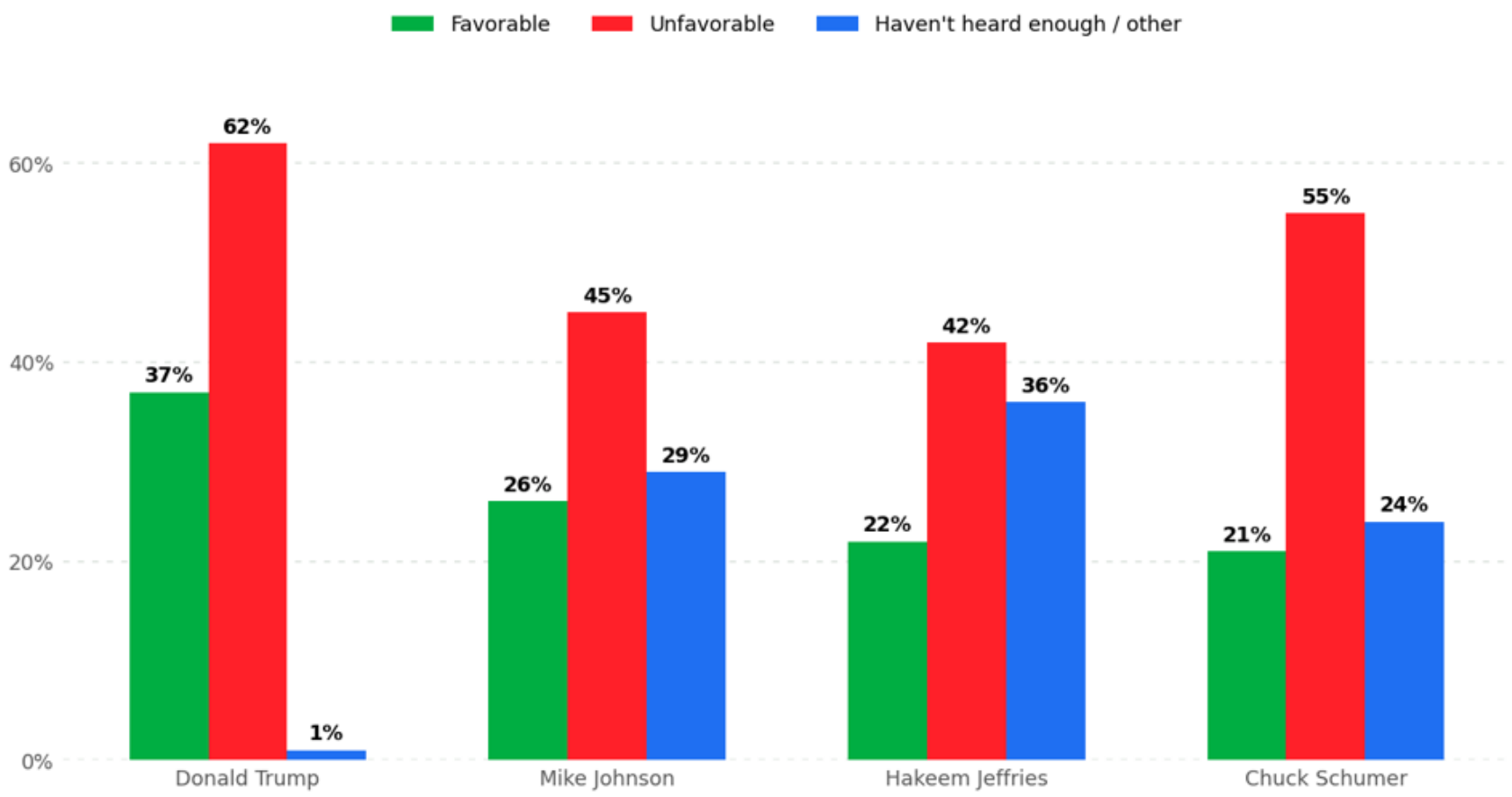

37%
Trump favorable

26%
Johnson favorable

21%
Schumer favorable

DIRECT COMPARISON

In this registered-voter sample, Schumer's favorable rating was 16 points below Trump's, 5 points below Johnson's and 1 point below Jeffries's. Schumer's 'haven't heard enough / other' share was 24%, compared with 29% for Johnson and 36% for Jeffries.

Source: Marquette Law School Poll, Sept. 2-9, 2026, registered-voter tables.

07 / DEMOCRATIC FIGURE COMPARISON

Sanders and Ocasio-Cortez polled above Schumer among Democrats

Marquette Law School Poll, May 20-26, 2026. Same favorability question, shown for Democrats and for all adults.

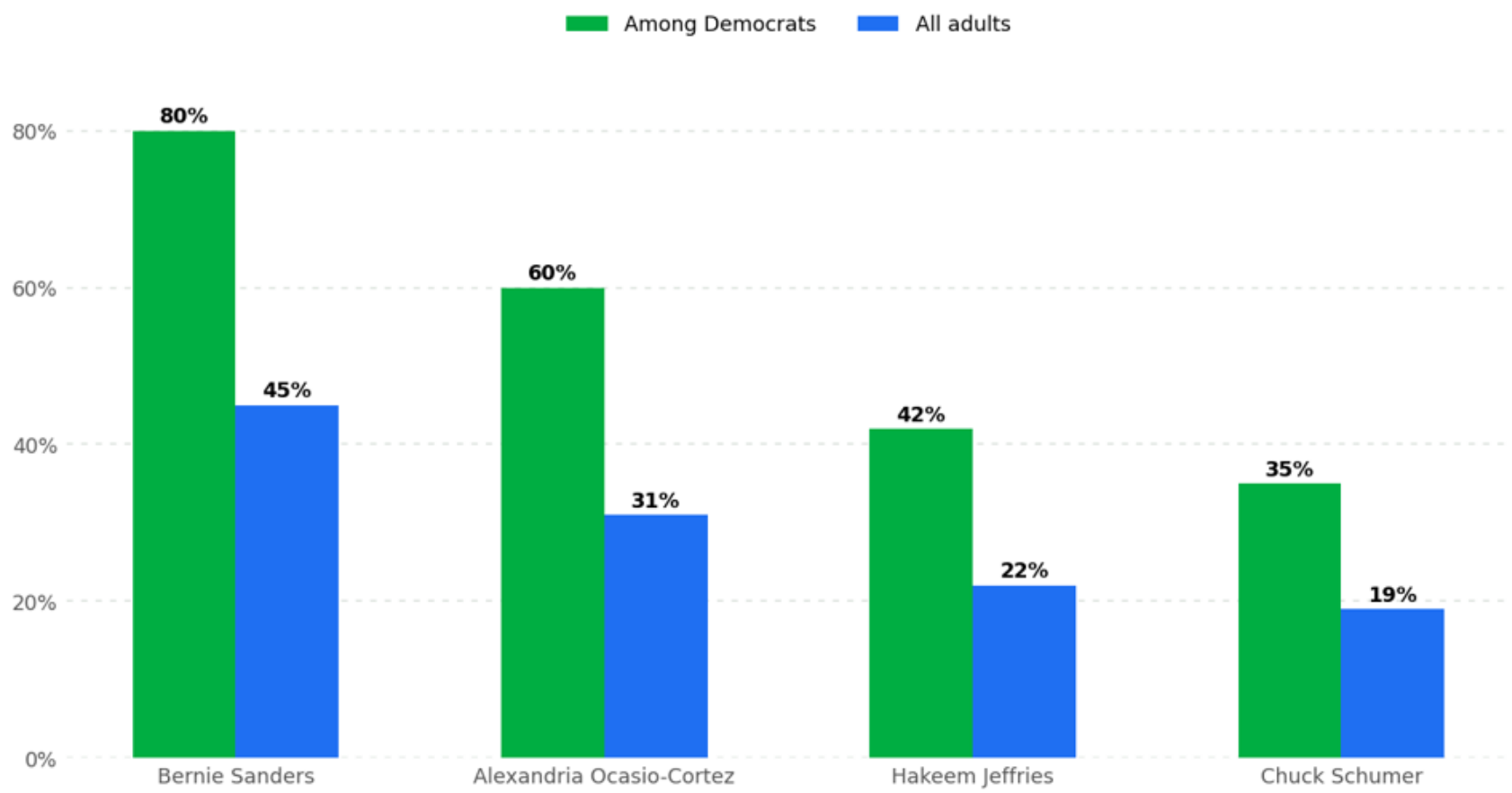

AMONG DEMOCRATS

Bernie Sanders was 80% favorable and Alexandria Ocasio-Cortez 60%, compared with 35% for Schumer. Nationally in the same poll, Sanders was 45% favorable, Ocasio-Cortez 31%, and Schumer 19%.

The comparison is especially relevant to the 'moderate base' narrative: two figures identified with the party's progressive wing were viewed more favorably than the Senate Democratic leader among Democratic respondents in the same survey.

Source: Marquette Law School Poll, June 3 release, Tables 9-10; fielded May 20-26, 2026.

Schumer's 2026 favorability record across national polls

Every 2026 Schumer poll listed on the RealClearPolling favorability page from January 2 through November 16 is plotted below. Points are individual poll results from multiple pollsters.

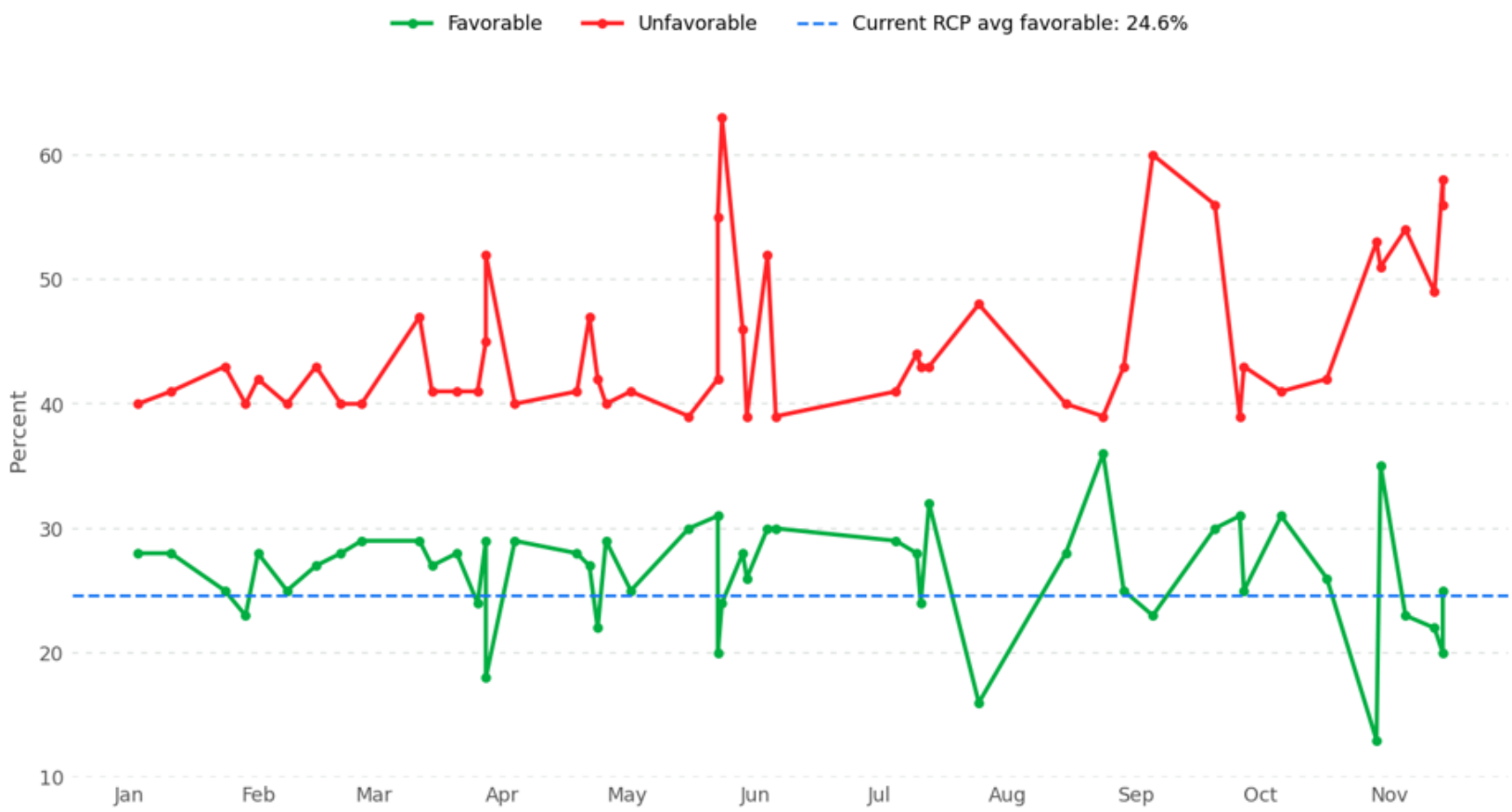

CURRENT RCP AVERAGE

24.6% favorable | 50.0% unfavorable | net -25.4

Schumer's national favorable share remained mostly in the 20s and low-30s across 2026, while unfavorable ratings were consistently higher. The latest three listed polls - Economist/YouGov, Reuters/Ipsos and Pew - each put his unfavorable rating near or above 50%.

Source: RealClearPolling, Chuck Schumer Favorable/Unfavorable tracker; accessed Nov. 22, 2026.

09 / CURRENT LEADER COMPARISON

Schumer's unfavorable rating is 17.8 points higher than Republican Senate leader John Thune

RealClearPolling averages shown as published on November 22, 2026. The averaging windows differ slightly because poll availability differs.

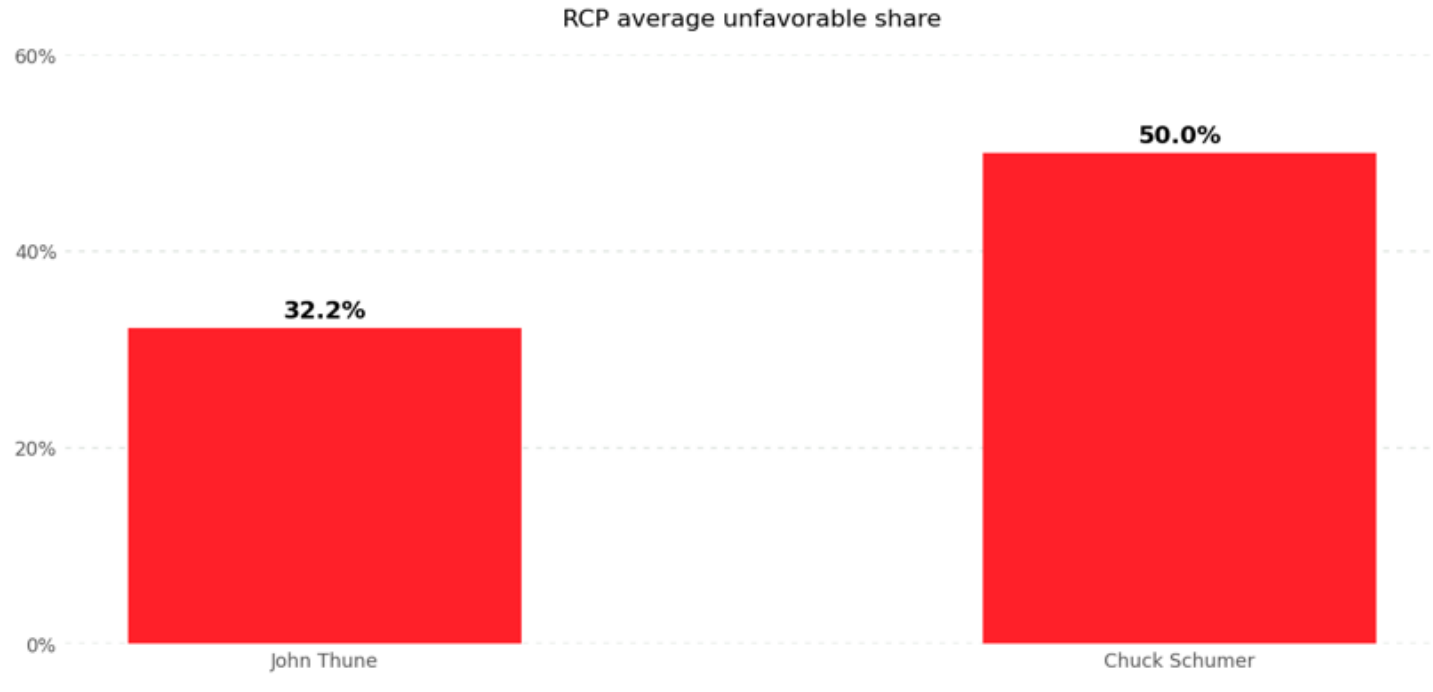

50.0%
Schumer
unfavorable

32.2%
Thune
unfavorable

+17.8
Gap
points

NET FAVORABILITY

Schumer's RCP average is 24.6% favorable and 50.0% unfavorable, for a net rating of -25.4. Thune is 18.7% favorable and 32.2% unfavorable, for a net rating of -13.5. Schumer's net rating is therefore 11.9 points more negative than Thune's.

Sources: RealClearPolling. Schumer avg 10/5-11/16; Thune avg 9/2-11/16.

Schumer after the 2026 midterms

Two national surveys conducted after the election show Schumer net negative nationally and among Democrats. Both also show a sizable share of Democrats who do not rate him positively.

Pew Research Center - Nov. 9-15, 2026

National survey of U.S. adults

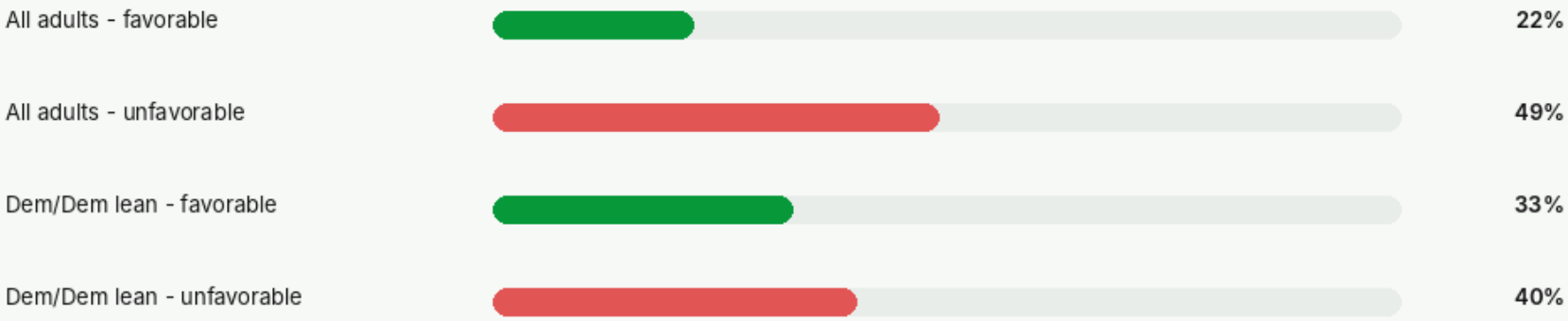

Reuters/Ipsos - Nov. 13-16, 2026

National probability sample

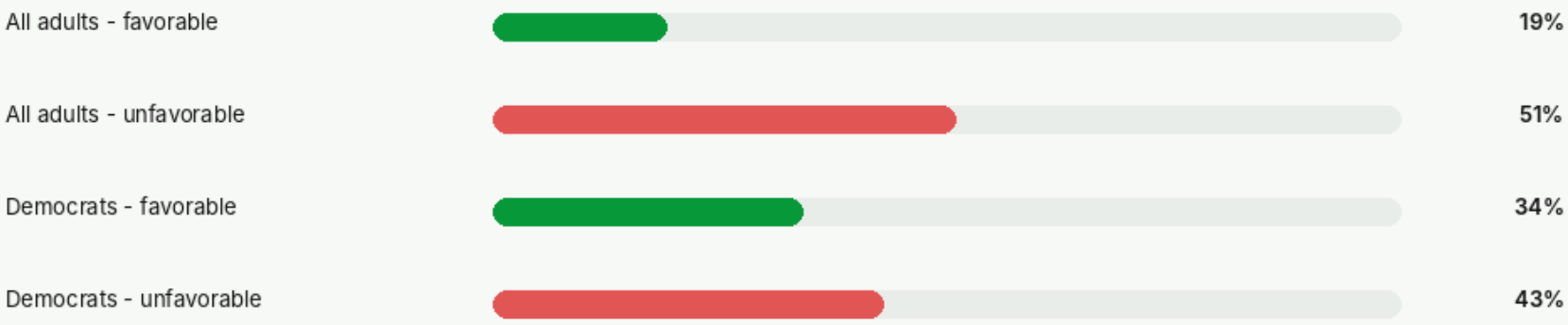

Schumer remains net negative even when the population is narrowed to Democrats: -7 points in Pew and -9 points in Reuters/Ipsos. Nationally, both surveys show substantially larger unfavorable than favorable shares.

Sources: Pew Research Center, Nov. 9-15, 2026; Reuters/Ipsos, Nov. 13-16, 2026.