November 2026

Change.org Petition Signature Geography

House Speaker Petition Signature Geographic Breakdown Report

Alex Ayvazian

Alex.Ayvazian@outlook.com

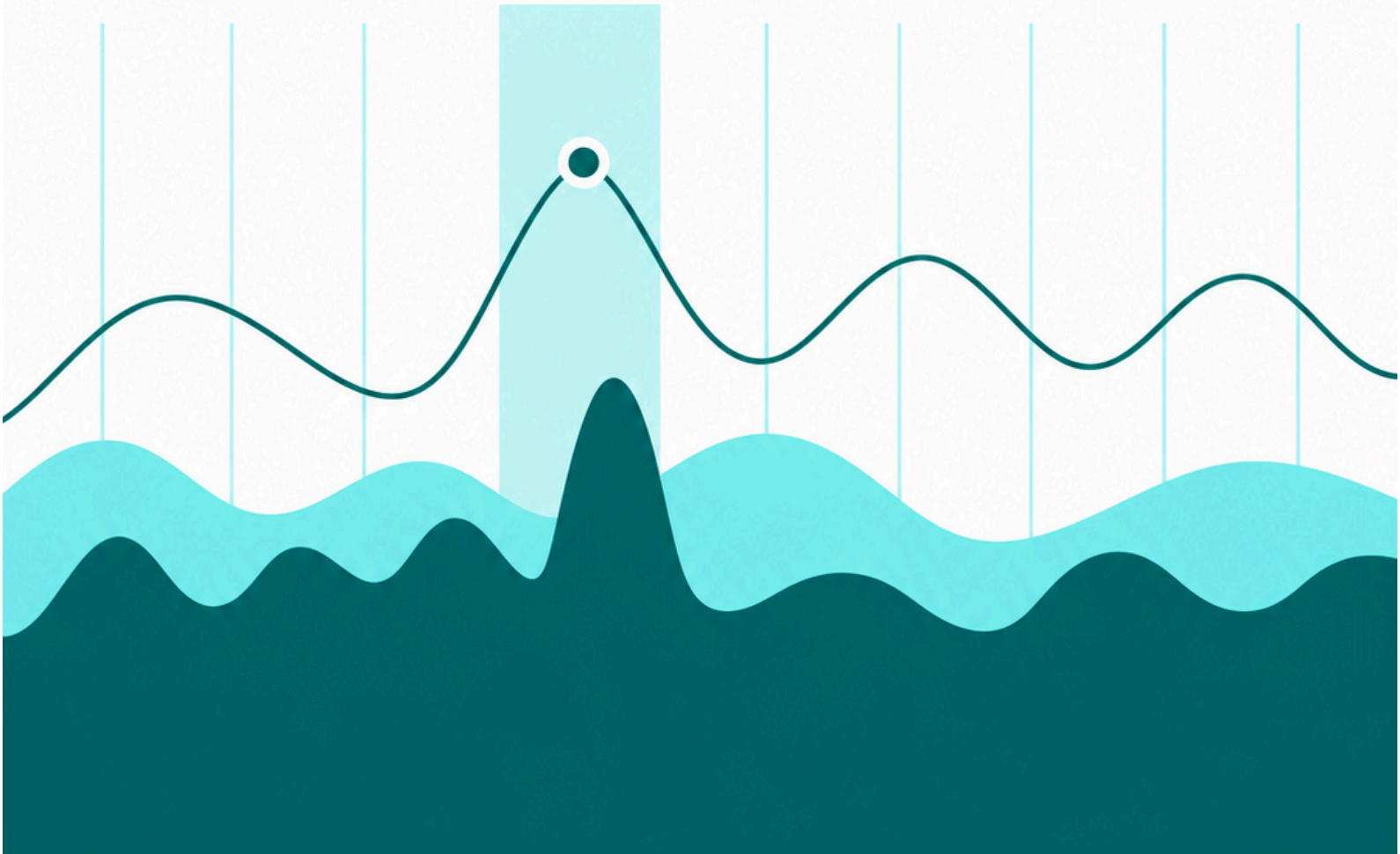

Petition Signatures: Raw Numbers vs. Population Weighted (at 1.4M)

RAW SIGNATURE TOTALS

State / Territory	Signatures
California	160,428
Texas	87,653
New York	81,828
Florida	58,041
Illinois	53,997
Pennsylvania	44,796
Washington	41,867
Michigan	41,780
Ohio	39,251
North Carolina	35,397
Georgia	33,771
New Jersey	31,916
Colorado	31,490
Virginia	29,848
Massachusetts	28,413
Oregon	27,928
Arizona	25,971
Minnesota	24,333
Maryland	23,686
Wisconsin	19,404
Missouri	19,275
Indiana	18,980
Tennessee	17,026
Connecticut	12,647
Nevada	11,833
South Carolina	11,212
Kentucky	10,141
Utah	9,739
Iowa	8,462
Oklahoma	8,314
Alabama	8,211
District of Columbia	8,092
New Mexico	7,869
Louisiana	7,635
Kansas	7,609
Maine	6,084
Arkansas	5,186
New Hampshire	4,997
Nebraska	4,741
Rhode Island	4,365
Idaho	4,220
Hawaii	3,803
Delaware	3,368
West Virginia	3,312
Vermont	3,233
Mississippi	3,205
Montana	3,166
Alaska	1,973
South Dakota	1,552
North Dakota	1,226
Wyoming	989
Puerto Rico	99
U.S. Virgin Islands	7
Guam	4
Northern Mariana Islands	2

WEIGHTED BY POPULATION

State / Territory	Per 100k
District of Columbia	1,166.6
Oregon	653.5
Colorado	523.7
Washington	523.3
Vermont	501.5
Maine	430.0
Illinois	424.5
Minnesota	417.3
Michigan	412.5
New York	409.1
California	407.6
Massachusetts	397.2
Rhode Island	391.6
Maryland	378.0
New Mexico	370.2
Nevada	360.5
New Hampshire	353.1
Pennsylvania	343.0
Connecticut	342.9
Arizona	340.7
Virginia	336.1
New Jersey	334.3
Ohio	329.8
Wisconsin	324.9
Delaware	317.8
North Carolina	316.1
Missouri	307.4
Georgia	298.8
Montana	276.6
Texas	276.4
Utah	275.2
Indiana	272.2
Alaska	267.6
Hawaii	265.4
Iowa	261.3
Kansas	255.6
Florida	247.4
Nebraska	234.9
Tennessee	232.8
Kentucky	220.1
Idaho	207.9
Oklahoma	201.6
South Carolina	201.3
West Virginia	187.5
Wyoming	168.0
Arkansas	166.5
South Dakota	166.0
Louisiana	165.3
Alabama	158.1
North Dakota	153.4
Mississippi	108.5
U.S. Virgin Islands	6.7
Northern Mariana Islands	3.9
Puerto Rico	3.1
Guam	2.4

Petition Signatures by Geography

Raw Totals vs. Population-Weighted Participation

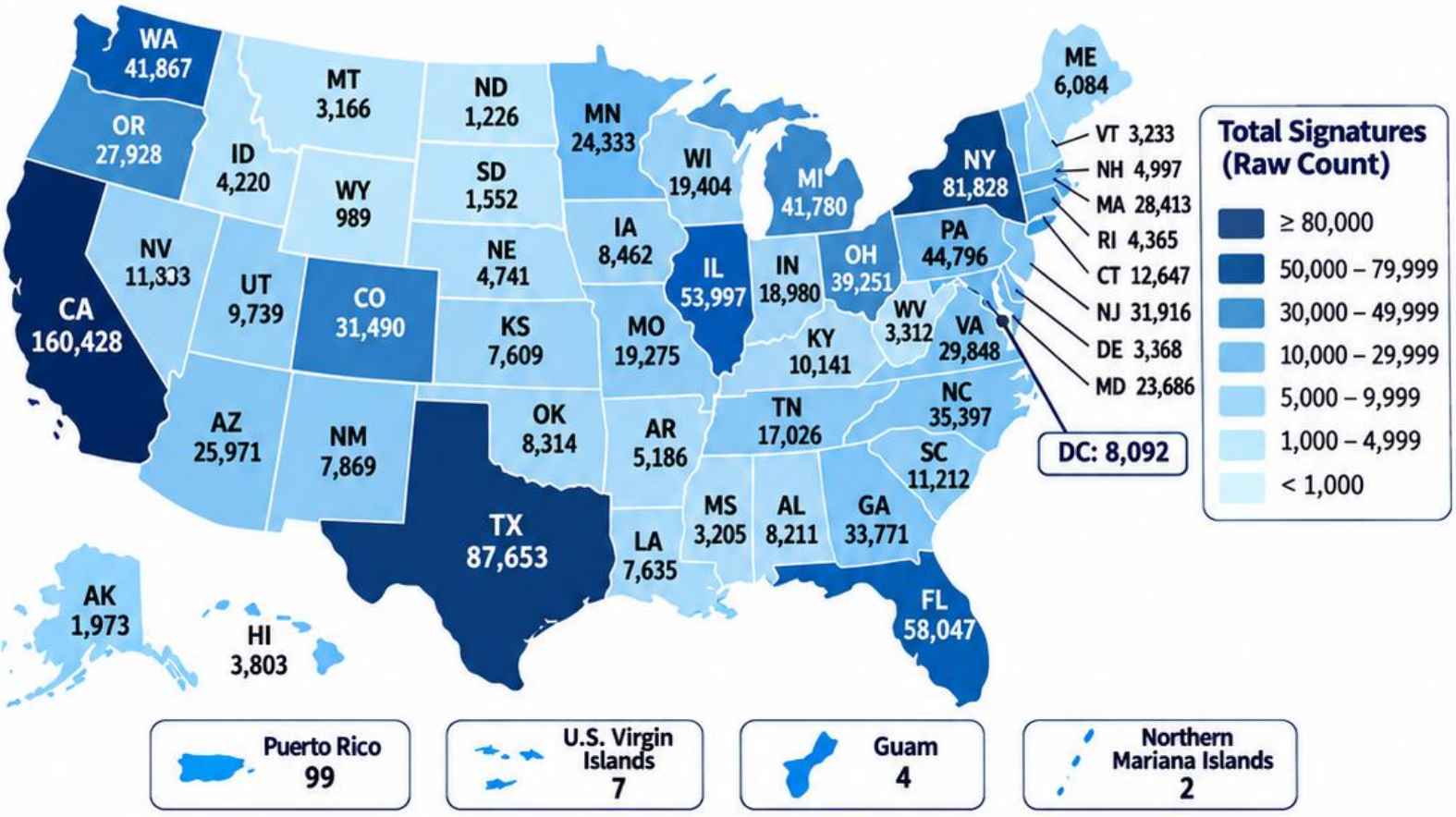

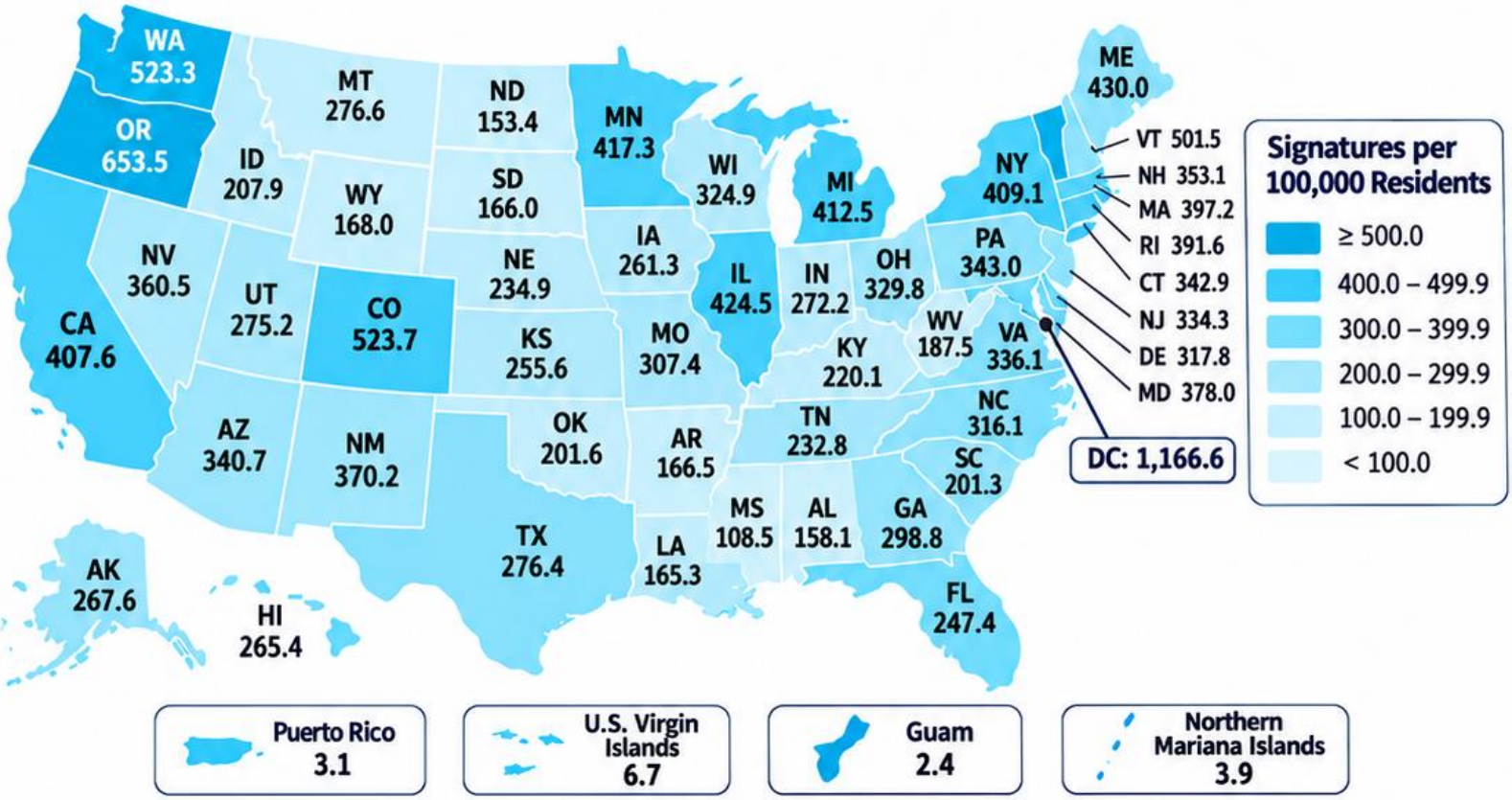

Source: *Change.org House Speaker petition geography dataset.* Population-weighted values shown as signatures per 100,000 residents.

Geographic Distribution Analysis

The geographic pattern of petition signatures points to something broader than a concentrated ideological protest. Taken together, the raw totals and population-adjusted rates show a movement that is nationally dispersed, regionally diverse, and not dependent on a small number of traditional progressive strongholds.

One of the clearest findings is that population size does not explain the movement. Large states naturally dominate the raw totals, but once population is accounted for, the map changes substantially. Smaller and mid-sized states rise sharply in the rankings, while several very large states fall. That tells us the petition is not simply accumulating signatures wherever the most people live. In a number of states, participation is unusually intense relative to the size of the population.

The second important finding is the absence of a single geographic center of gravity. High participation appears across the Pacific Northwest, Mountain West, Upper Midwest, Northeast and Mid-Atlantic, rather than forming one coastal or metropolitan bloc. That kind of distribution is significant because movements driven primarily by one ideological subculture usually produce a much more recognizable geographic concentration. Here, the strongest population-adjusted participation crosses multiple regions with very different political histories and electorates.

There is also a meaningful distinction between scale and intensity. California, Texas, New York and Florida demonstrate scale because of the sheer number of people signing. States such as Oregon, Colorado, Vermont, Maine, Minnesota and Michigan demonstrate intensity because their participation remains especially strong after population is controlled for. The movement therefore has both characteristics: large absolute numbers in major states and disproportionately high engagement in smaller ones.

That combination also weakens the argument that the petition can be dismissed as simply a product of “deep-blue” states. Significant participation exists in Republican-dominated states, competitive states and Democratic states alike. The electorate in Texas is not the electorate in Vermont; Georgia is not Oregon; Missouri is not Massachusetts; Arizona is not New York. Yet participation appears across all of them. Geography alone cannot identify the ideology of an individual signer, but a constituency spread across such different political environments is unlikely to be politically identical.

Another notable pattern is that several states commonly treated as electorally competitive or ideologically mixed still show substantial population-adjusted participation. That matters because it suggests the underlying concerns may have resonance beyond voters who identify themselves with the most progressive wing of the Democratic Party. Opposition to existing leadership can arise from different motivations—economic frustration, dissatisfaction with corporate influence, foreign policy, healthcare, affordability, generational change, institutional accountability, or frustration with the party's willingness to confront Republican power.

The geographic data is consistent with a coalition assembled around multiple grievances rather than a single ideological doctrine. The map also suggests that opposition is diffuse rather than centrally concentrated. There is no evidence here of one state, one region or one political environment accounting for the phenomenon. Even after removing the effect of population, participation remains distributed across a large portion of the country. That is important because geographic diffusion makes a movement harder to characterize as an isolated activist campaign. It indicates that similar dissatisfaction is emerging independently within different political environments.

The red-state participation is particularly informative. Democratic voters living in heavily Republican states operate in very different political conditions from Democrats in places such as California or Massachusetts. Yet they still contributed substantial numbers of signatures. That suggests the leadership question is not solely being generated by activists operating inside overwhelmingly progressive political environments. Some of the dissatisfaction is coming from Democratic constituencies that regularly compete in hostile or closely divided political terrain.

The population-weighted map also reveals that political intensity is not synonymous with Democratic population size. If the movement were merely reflecting where Democratic voters are most numerous, the population-adjusted ranking would resemble the raw ranking much more closely. It does not. Several smaller states outperform much larger Democratic states on a per-capita basis. That divergence indicates genuine differences in engagement and suggests that the leadership issue has become particularly salient in places that would be easy to overlook when examining raw signature totals alone.

The territories add another dimension. Their totals are small and should not be overstated, but participation extending beyond the fifty states reinforces the broader observation that the petition was not geographically bounded to a particular region of the continental United States.

Taken as a whole, the geographic evidence is better described as showing a distributed national coalition of dissatisfaction than a geographically isolated faction. It does not prove that every signer is moderate, progressive, independent, or ideologically identical—and the data should not be used to make that claim. What it does show is that reducing the movement to a “far-left” phenomenon leaves out an important part of the evidence: its participants are emerging from states and regions with markedly different political cultures.

The broader implication is therefore not simply that the petition has “national reach.” It is that the demand for different House leadership appears capable of crossing the geographic boundaries that normally separate ideological factions within Democratic politics. The raw numbers establish scale. The population-adjusted rates establish intensity. The regional distribution establishes breadth. Together, those three dimensions make the movement substantially more difficult to dismiss as a narrow ideological fringe.

RESEARCH REPORT

House Speaker petitions

A documented review of 12 House-focused petitions concerning the selection of the next Speaker of the U.S. House of Representatives.

1,399,612

RECORDED PETITION SIGNATURES

12

PETITIONS IN THE HOUSE-ONLY SOURCE SET

1,212,046

LARGEST INDIVIDUAL PETITION

Across twelve House Speaker petitions, 1,399,612 signatures call for a different leadership direction. The largest campaign alone has 1,212,046 signatures, while a separate petition explicitly opposing Jeffries has 176,815.

RESEARCH FOCUS

Who is asking House Democrats to reconsider Hakeem Jeffries as Speaker, how concentrated are the petitions, and what can the public record actually establish?

EXECUTIVE SUMMARY

What the petition record shows

Twelve House Speaker petitions document an extensive public campaign demanding a competitive Speaker selection and leadership accountable to Democratic voters.

01

A substantial House-focused response

Twelve tracked petitions display 1,399,612 total signatures. The pages differ in emphasis but center on choosing an alternative to Jeffries or rejecting him as Speaker.

02

One petition holds most signatures

"House Democrats: CHOOSE A NEW SPEAKER" has 1,212,046 recorded signatures - 86.6% of the sum across these 12 pages.

03

There is a second large opposition petition

"Oppose Hakeem Jeffries for Speaker of the House" has 176,815 signatures, making it the second-largest separately identifiable petition.

04

The demand is about leadership selection

The principal petition explicitly seeks a competitive selection and calls on incoming House members to vote against Jeffries; several smaller petitions propose or name alternatives.

Where the signatures are concentrated

Signatures recorded on each of the twelve tracked House Speaker petitions as of November 20, 2026.

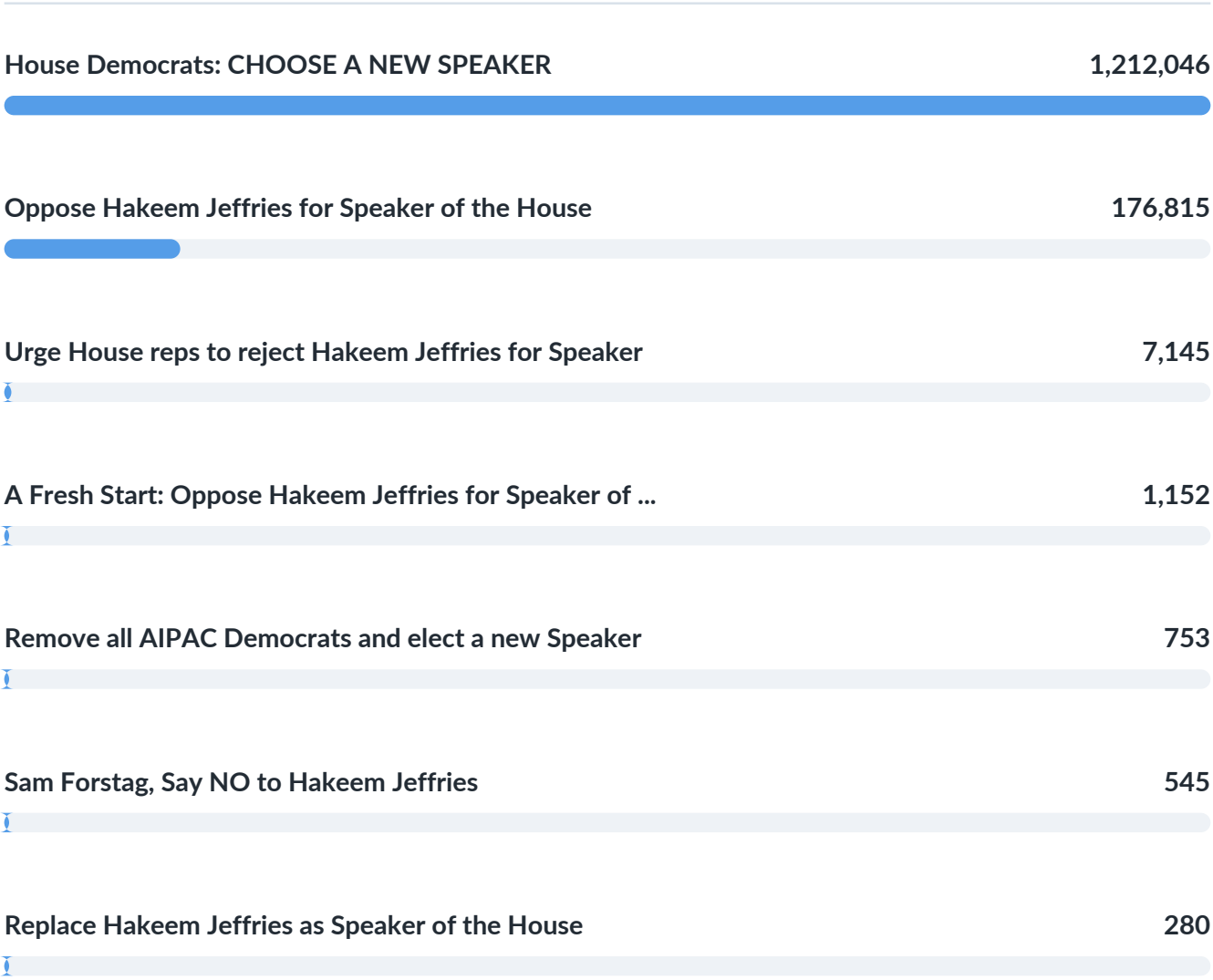

The two largest petitions account for 99.23% of signatures in the twelve-petition directory. The principal call is for a competitive Speaker election; the other major petition directly opposes Jeffries' elevation.

Democrats deserve a choice

The largest petition frames the Speaker decision as a live choice for the incoming 120th Congress, rather than an automatic elevation of the existing party leader.

1,212,046

RECORDED SIGNATURES

Its public request

The petition titled "House Democrats: CHOOSE A NEW SPEAKER" urges House members to reject Jeffries for Speaker in January 2027, encourages other Democratic members to step forward, and argues the Speaker should reflect Democratic voters rather than only established party leadership.

Why this distinction matters

The petition's demand is specific: an open, competitive Speaker selection and a choice that reflects the voters who elected the new Democratic majority. Its organizers explicitly encourage another Democratic member to seek the nomination.

Petition started	**September 3, 2026**
Target	**Incoming House members / Speaker election**
What a signature demonstrates	**A competitive House Speaker election**

View original Change.org petition

Oppose Jeffries for Speaker

The second-largest petition raises a distinct case against the leadership choice, including policy and accountability objections.

176,815

RECORDED SIGNATURES

Arguments raised by the petition

The petition demands that House members oppose Jeffries for Speaker, insist on transparency in political relationships, scrutinize U.S. foreign policy and military assistance, and put human rights and public accountability at the center of congressional leadership.

Distinct from the principal petition

While the principal petition focuses on opening the Speaker contest, this petition gives particular attention to Gaza, military aid, political relationships and accountability. Both call on House members to choose someone other than Jeffries.

View original Change.org petition

Petition directory and sources

Petition titles link directly to their public Change.org pages. All twelve concern the House Speaker or House leadership; Senate leadership petitions are excluded.

Selection rule

The directory covers twelve identified petitions explicitly focused on the House Speaker choice, including opposition to Jeffries and petitions promoting named alternatives. It is a defined directory, not an exhaustive listing of every Change.org petition.

Counting rule

Each petition’s signature counter was checked on November 20, 2026. The combined figure sums signatures from twelve petition pages; a person signing multiple petitions contributes to more than one page total.

Source provenance

Original petition titles and dates come from the supplied congressional leadership petition directory. Signature totals were checked against the corresponding public Change.org pages. The companion report analyzes 29,538 distinct written comments from the House-focused petitions.

Original petition links

Each title is linked to its public Change.org page. Signature totals reflect the November 20, 2026 reading.

House Democrats: CHOOSE A NEW SPEAKER

PETITION 01 | STARTED SEP 3, 2026

1,212,046 signatures

Oppose Hakeem Jeffries for Speaker of the House

PETITION 02 | STARTED NOV 4, 2026

176,815 signatures

Urge House reps to reject Hakeem Jeffries for Speaker

PETITION 03 | STARTED NOV 4, 2026

7,145 signatures

A Fresh Start: Oppose Hakeem Jeffries for Speaker of the House

PETITION 04 | STARTED NOV 5, 2026

1,152 signatures

Original petition links

Each title is linked to its public Change.org page. Signature totals reflect the November 20, 2026 reading.

Remove all AIPAC Democrats and elect a new Speaker

PETITION 05 | STARTED NOV 4, 2026

753 signatures

Sam Forstag, Say NO to Hakeem Jeffries

PETITION 06 | STARTED NOV 6, 2026

545 signatures

Replace Hakeem Jeffries as Speaker of the House

PETITION 07 | STARTED NOV 6, 2026

280 signatures

Email US House Reps to oppose Hakeem Jeffries as Speaker

PETITION 08 | STARTED NOV 5, 2026

243 signatures

Original petition links

Each title is linked to its public Change.org page. Signature totals reflect the November 20, 2026 reading.

Elect Alexandria Ocasio-Cortez as Speaker

PETITION 09 | STARTED NOV 4, 2026

238 signatures

Rep. Foushee: Choose New Leadership, Not Hakeem Jeffries

PETITION 10 | STARTED NOV 5, 2026

190 signatures

Spread the word: Jasmine Crockett for Speaker!

PETITION 11 | STARTED NOV 5, 2026

114 signatures

Elect Pete Buttigieg as Speaker of the House

PETITION 12 | STARTED NOV 4, 2026

91 signatures