Change.org Petition Comments Breakdown

Senate Majority Leader Petition Comments Analysis Report

Alex Ayvazian

Alex.Ayvazian@outlook.com

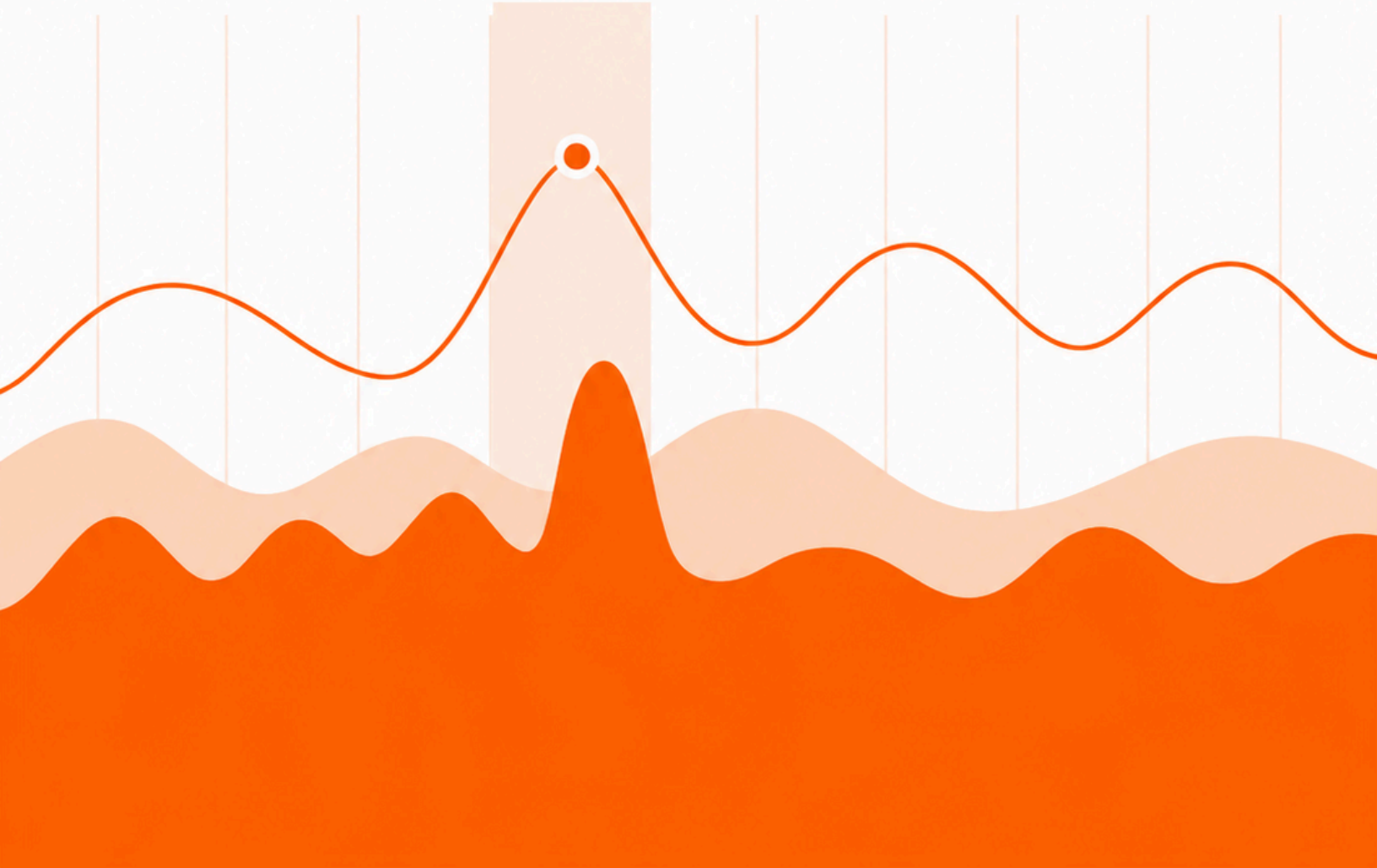

01 Executive Findings

8,749	5,390	82.8%	7.1%
comment records analyzed	Schumer-relevant House-petition comments	posted Nov. 4-8, 2026	explicit progressive / left / socialist language

The combined comment record shows a broad leadership objection rather than one narrow ideological faction. The same core grievances recur across the two Senate petitions and the 5,390 Schumer-relevant comments drawn from the House leadership petition.

The largest recurring themes are accountability and democracy, AIPAC/Israel/Gaza, perceived weakness or failure to fight, representation and listening, donor and lobbying influence, and demands for new leadership. Explicit progressive language is present, but it is substantially smaller than several broader grievance categories.

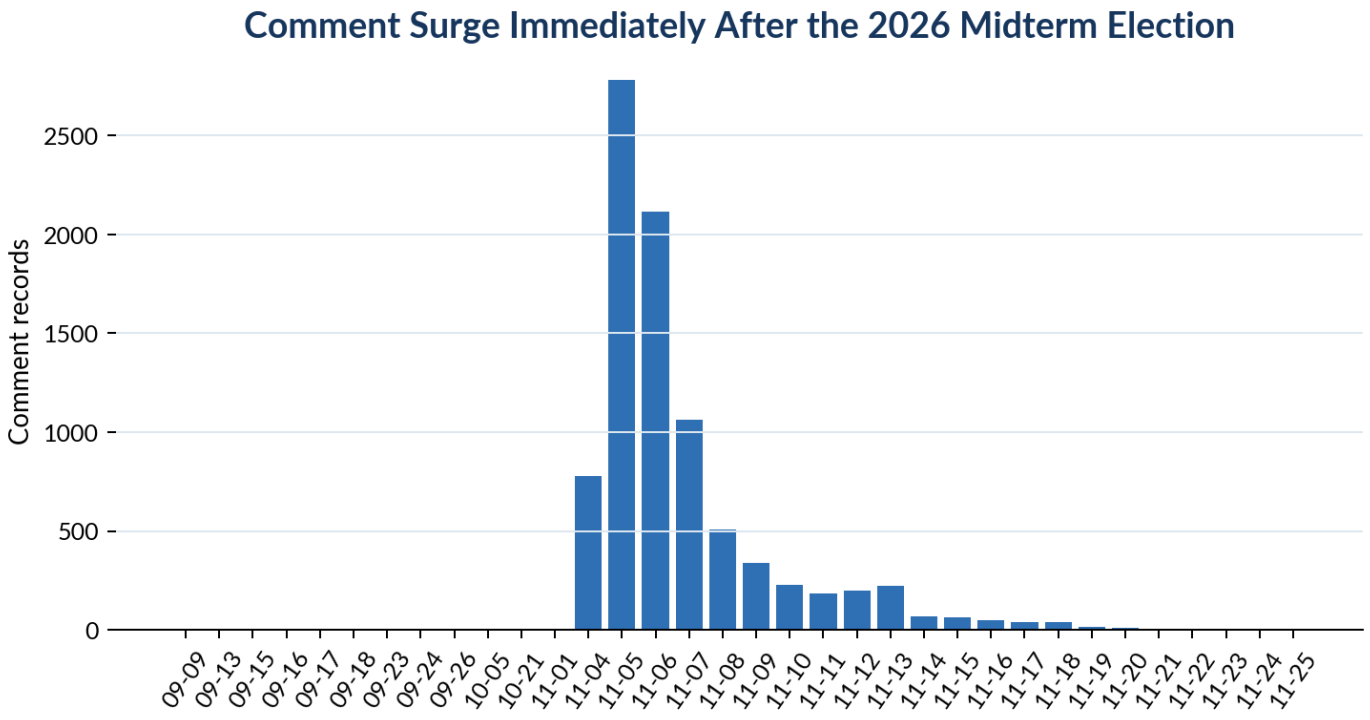

7,248 records - 82.8% of the combined corpus - were posted from November 4 through November 8.

02 Where the Senate-Petition Comments Came From

Geographic analysis uses the two Senate petitions, which contain 3,359 comment records. Of those, 3,225 have usable state codes and 3,212 have both city and state.

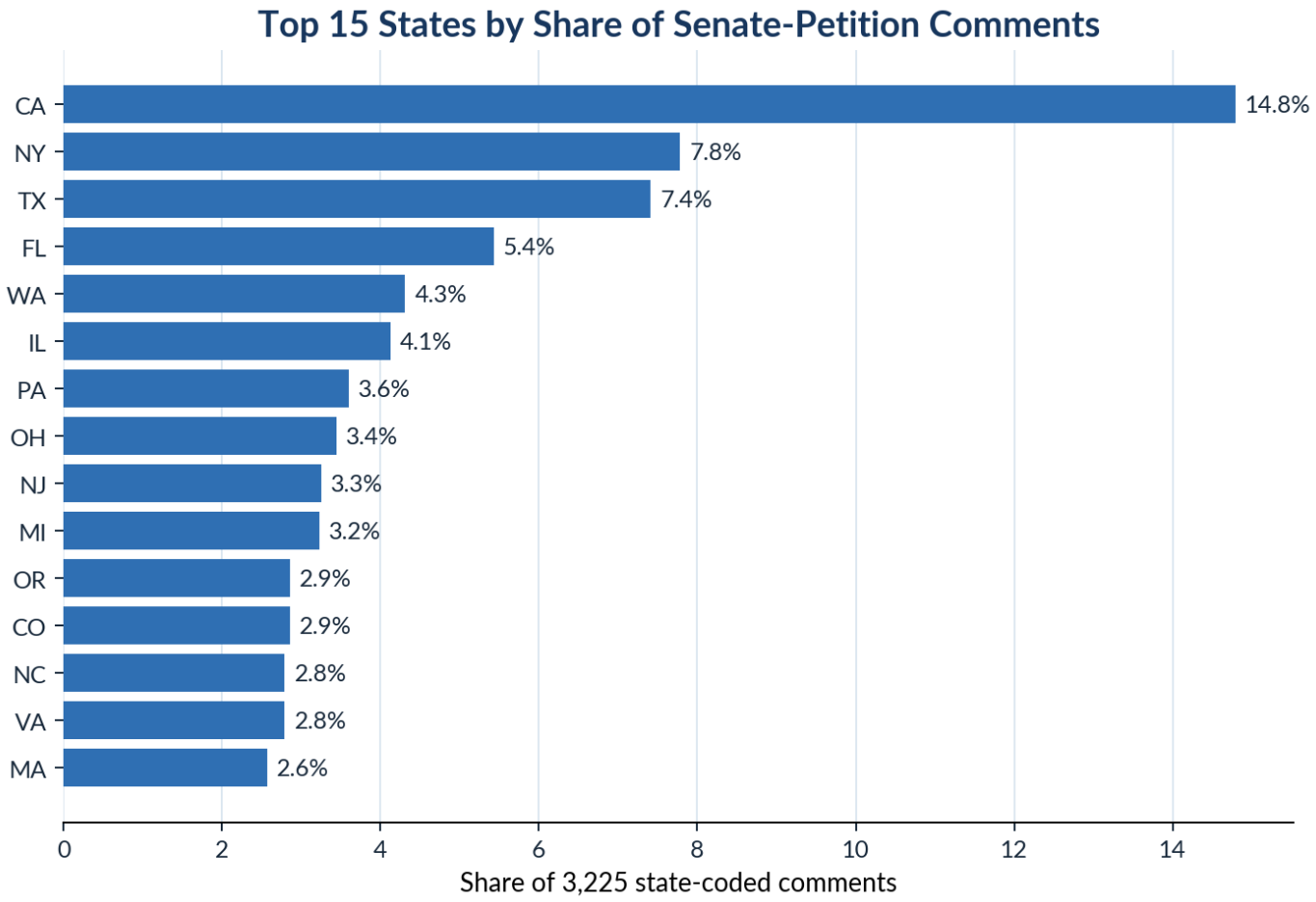

California is the largest state source, but it accounts for only 14.8% of state-coded Senate comments. The next largest pools include New York, Texas, Florida, Washington, Illinois, Pennsylvania, Ohio, New Jersey, and Michigan - a geographically and politically mixed set.

03 Complete State and Territory Distribution

The full distribution matters because the pattern is not limited to the largest states. Puerto Rico and the District of Columbia are retained where present.

State	Comments	Share
CA	477	14.8%
NY	251	7.8%
TX	239	7.4%
FL	175	5.4%
WA	139	4.3%
IL	133	4.1%
PA	116	3.6%
OH	111	3.4%
NJ	105	3.3%
MI	104	3.2%
OR	92	2.9%
CO	92	2.9%
VA	90	2.8%
NC	90	2.8%
MA	83	2.6%
GA	76	2.4%
AZ	74	2.3%
MD	69	2.1%
MN	69	2.1%
IN	48	1.5%
WI	44	1.4%
CT	41	1.3%
MO	35	1.1%
NV	33	1.0%
KY	32	1.0%
SC	31	1.0%
TN	30	0.9%

State	Comments	Share
OK	30	0.9%
NH	24	0.7%
UT	23	0.7%
ME	23	0.7%
IA	22	0.7%
LA	22	0.7%
NM	19	0.6%
ID	19	0.6%
AR	19	0.6%
AL	17	0.5%
KS	17	0.5%
HI	15	0.5%
MT	12	0.4%
WV	11	0.3%
NE	11	0.3%
DC	11	0.3%
AK	10	0.3%
VT	8	0.2%
MS	8	0.2%
RI	8	0.2%
DE	6	0.2%
SD	4	0.1%
WY	3	0.1%
ND	2	0.1%
PR	2	0.1%
	0	0.0%
	0	0.0%

Shares use the 3,225 Senate-petition records with usable state codes. The 5,390 House-petition Schumer comments remain fully counted in the national substantive analysis, but not in state geography because that export does not contain state codes.

04 The Opposition Is Not Confined to One Political Environment

Among state-coded Senate comments assignable to the 2024 presidential result, 1,468 come from Trump-carried states and 1,755 from Harris-carried states.

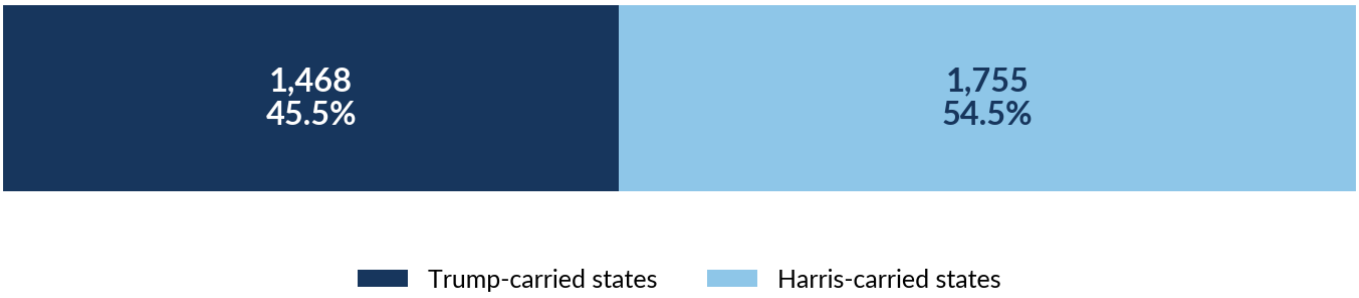

TRUMP-CARRIED STATES

Large comment pools appear in Texas, Florida, Pennsylvania, Ohio, Michigan, North Carolina, Georgia, Arizona, Indiana, and other states carried by Donald Trump in 2024.

HARRIS-CARRIED STATES

Large pools also appear in California, New York, Washington, Illinois, New Jersey, Oregon, Colorado, Virginia, Massachusetts, Maryland, Minnesota, and D.C.

> **Key point:** the coalition spans sharply different electoral environments before the report even reaches the reason coding.

05 The Comment Record Is Geographically Diffuse Below the State Level

No major city dominates the Senate-petition corpus. The largest city/state cluster - Los Angeles, CA - contains 52 comments, only 1.6% of city-and-state-coded Senate comments.

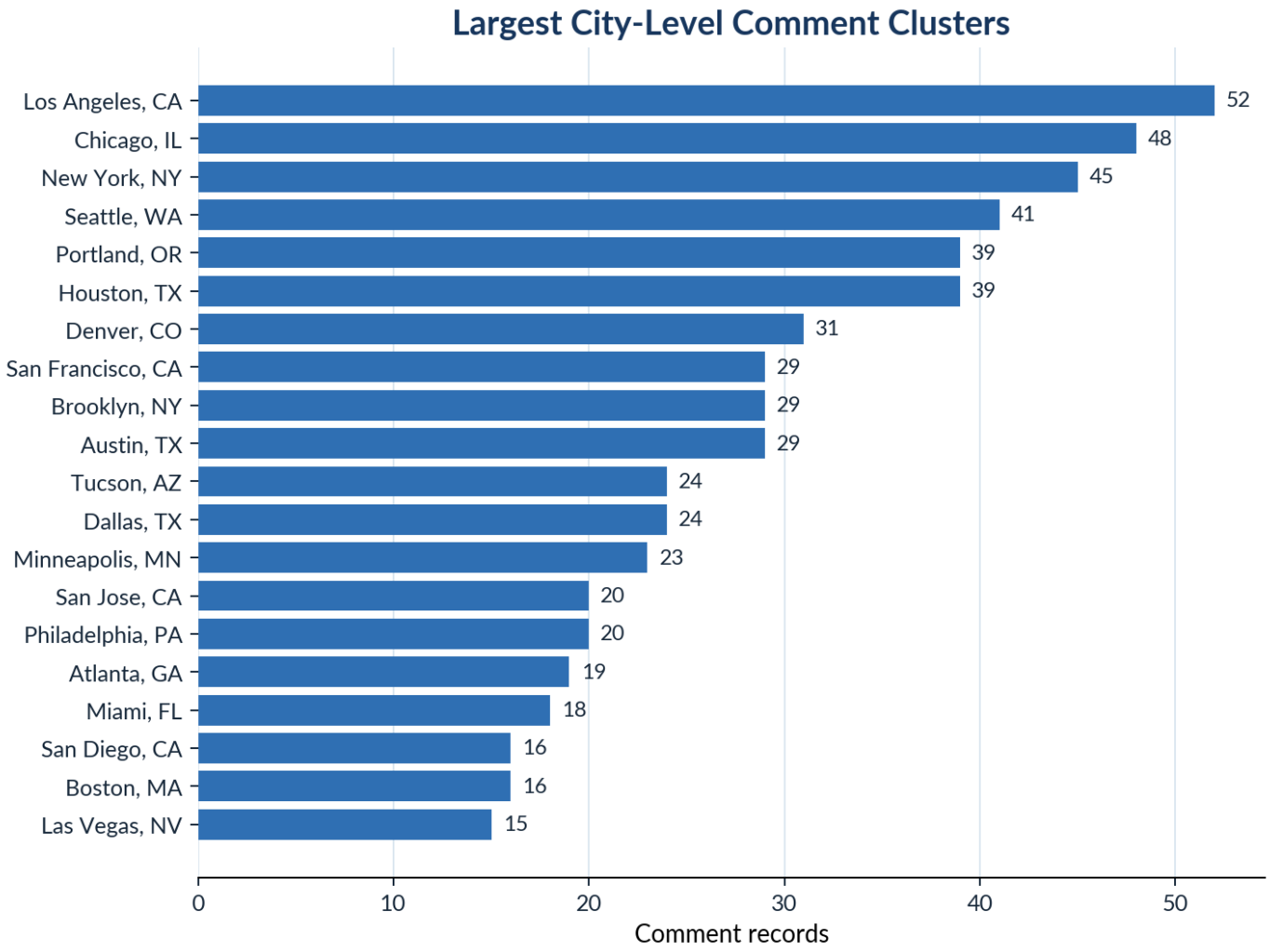

The 20 largest city/state clusters together account for 18.0% of the city-coded Senate corpus. More than four-fifths come from everywhere else.

06 What Commenters Say Is Wrong With Schumer as Senate Democratic Leader

A comment can contain multiple reasons, so these categories overlap rather than summing to 100%. All 5,390 Schumer-relevant House-petition comments are included here.

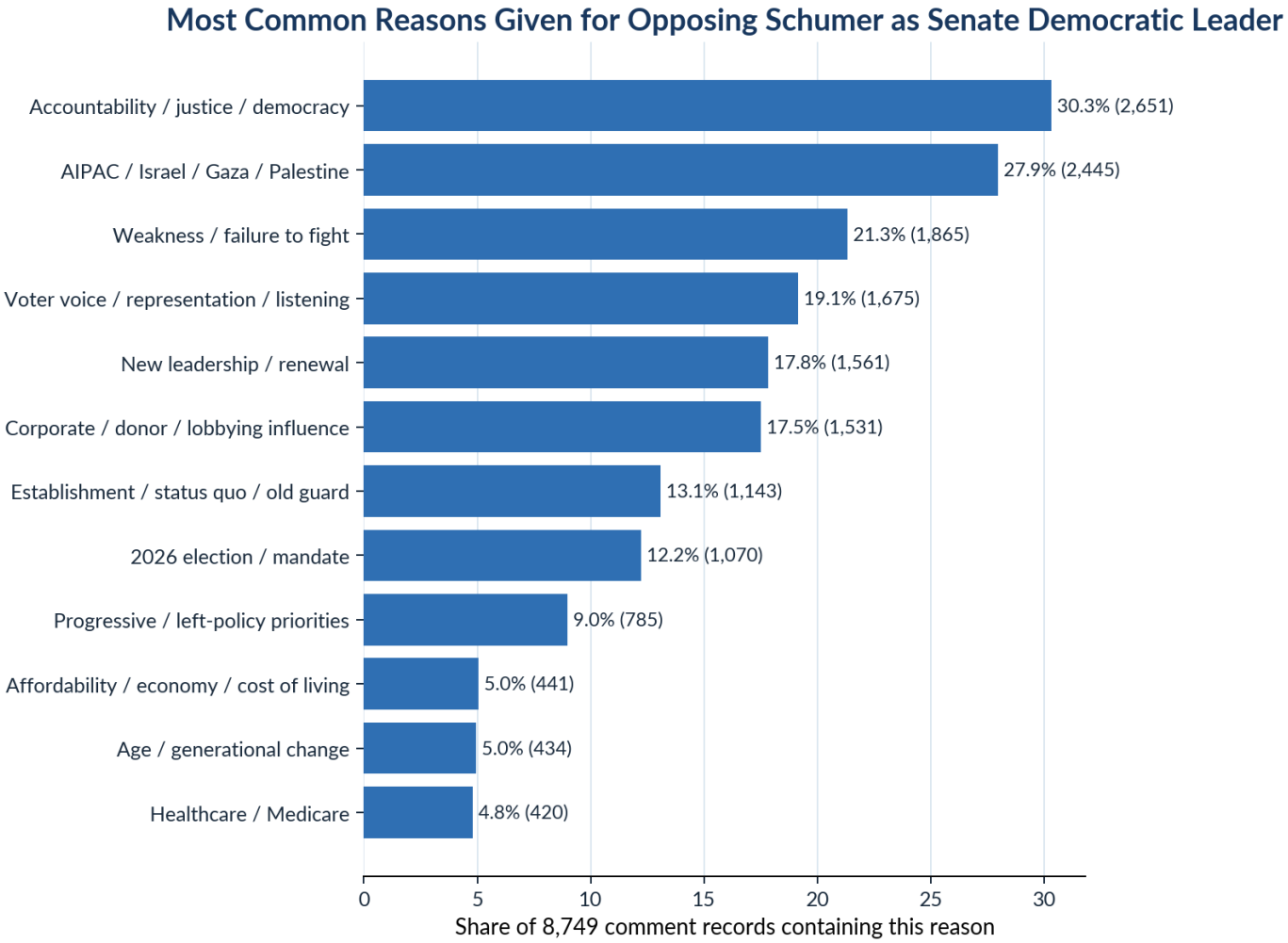

The strongest objections are not one ideological program. They combine accountability, foreign-policy concerns, perceived weakness, representation, donor influence, rejection of the status quo, and demands for different leadership.

07 The Language Commenters Repeat

Recurring vocabulary provides a second view of the same corpus. These counts measure comment records containing each phrase family, not raw word frequency.

Recurring language	Comments	Share
AIPAC	1,437	16.4%
accountability / accountable	1,174	13.4%
new leadership	761	8.7%
corporate	666	7.6%
fight / fighter / fighting	665	7.6%
progressive	545	6.2%
status quo	374	4.3%
blue wave / blue tsunami	326	3.7%
donor / donors	302	3.5%
weak / weakness	299	3.4%
voted for change	156	1.8%
out of touch	144	1.6%

> **Pattern:** leadership-change language and ideological language are not the same thing. Many comments demand change, accountability, or stronger opposition without using an explicit progressive label.

08 Different Political Environments, Nearly the Same Reasons

The most important geographic result is not that every state emphasizes the same issue. It is that the broad reason structure survives across sharply different political environments.

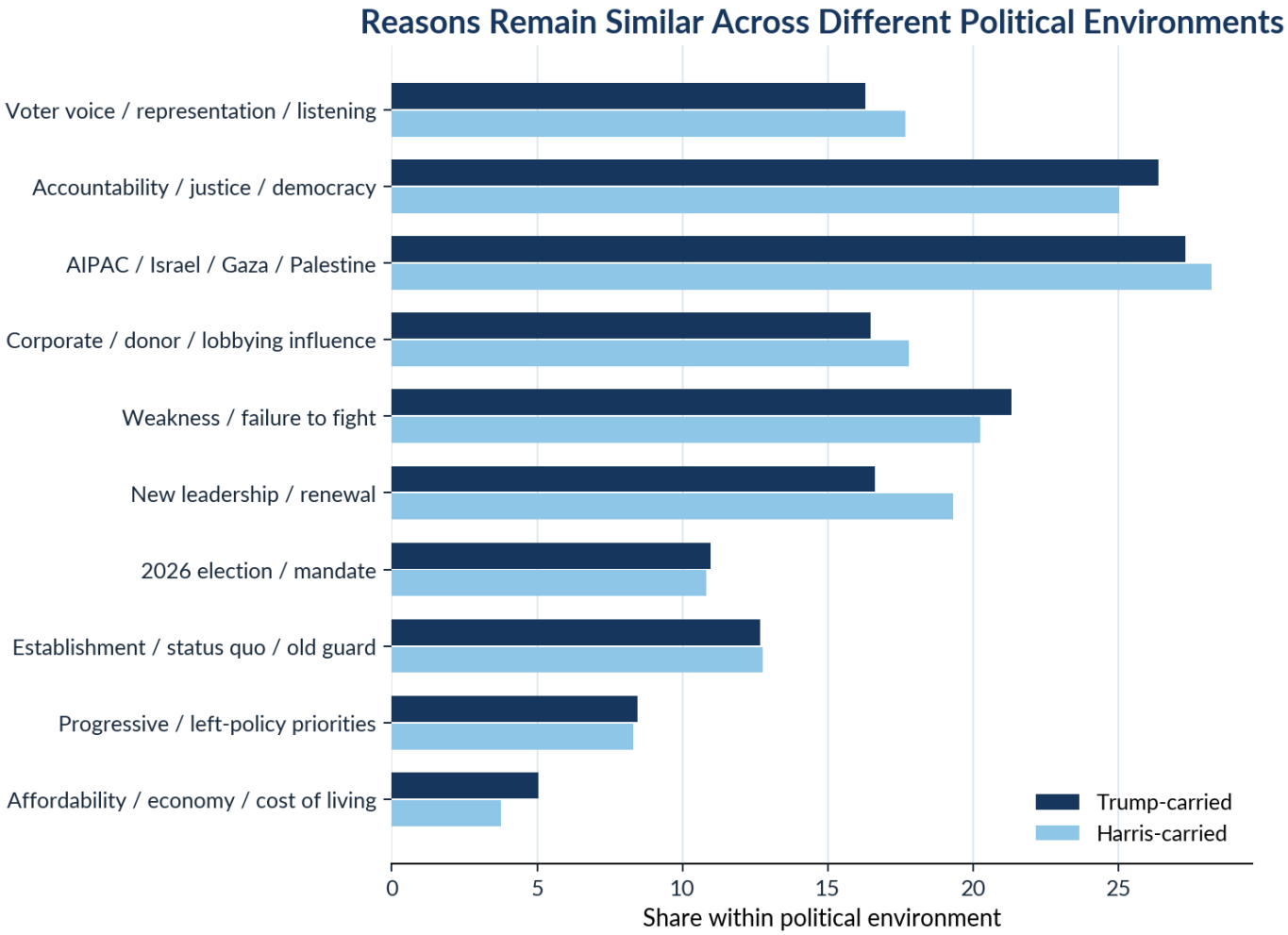

Trump-carried and Harris-carried states differ in intensity on individual issues, but the same leadership objections remain prominent on both sides of the presidential-state divide.

09 Where the Reasons Change: State-Level Profiles

The state-level heatmap shows where different issues rise or fall in prominence without changing the broader structure of the coalition.

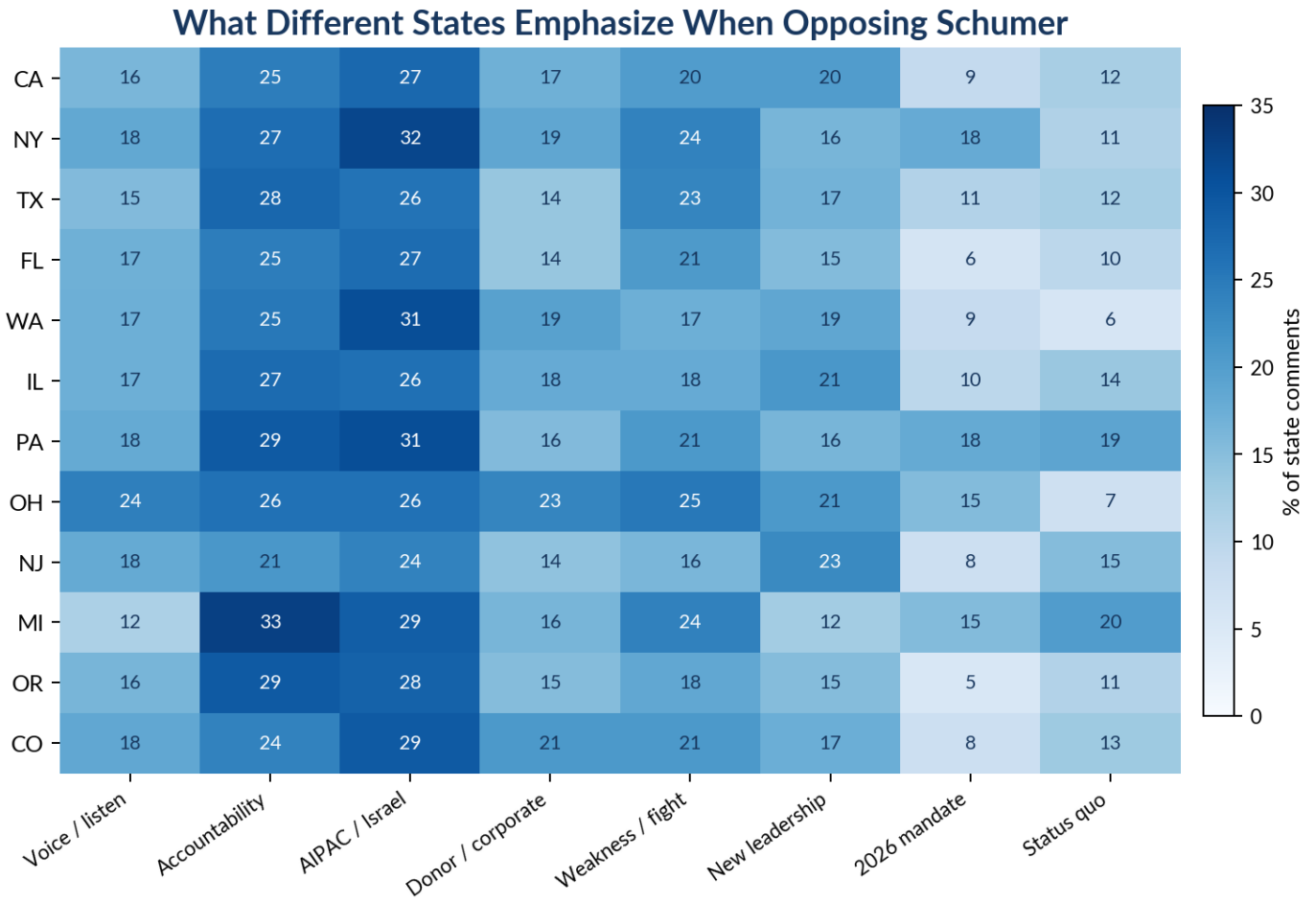

Values are the share of comments in each state containing the indicated theme. Themes overlap within individual comments.

10 The Progressive Portion Is Real - But It Is Not the Whole Coalition

Explicit progressive, left, socialist, or democratic-socialist language appears in 621 comments - 7.1% of all 8,749 records.

That bloc is substantial, but several broader grievance categories are much larger. The anti-Schumer coalition looks more like overlapping political constituencies than a single ideological circle.

Observed anti-Schumer language	Comments	Share
Progressive / left-policy priorities	785	9.0%
Voter voice / representation / listening	1,675	19.1%
Accountability / justice / democracy	2,651	30.3%
AIPAC / Israel / Gaza / Palestine	2,445	27.9%
Corporate / donor / lobbying influence	1,531	17.5%
Weakness / failure to fight	1,865	21.3%
New leadership / renewal	1,561	17.8%

> **Interpretation:** progressive language is part of the coalition, but it does not account for most of the comment record. Representation, accountability, foreign policy, donor influence, and leadership-strength objections reach well beyond explicitly progressive wording.

11 Different Political Starting Points, the Same Leadership Objection

A narrower first-person scan identifies commenters who explicitly describe their own political identity. Only direct self-description is counted.



Explicit self-description	Comment records
Democrat / Democratic voter	47
Independent	13
Republican / conservative	5
Progressive / left	9
Moderate / centrist	5

Democratic self-identification: “I am irate that the Democrat leadership in Congress failed to support the Florida Senate campaign of Angie Nixon and the Governor campaign of David Jolly.”

Independent self-identification: “As a key constituent and independent voter, it is important that the leadership in the house and senate reflect the 2026 midterm elections. otherwise democrats will lose my vote”

12 What Some Commenters Say It Could Cost Democrats

A distinct subset goes beyond criticism of Schumer and states an electoral or party consequence if Democratic leadership ignores the demand for change.

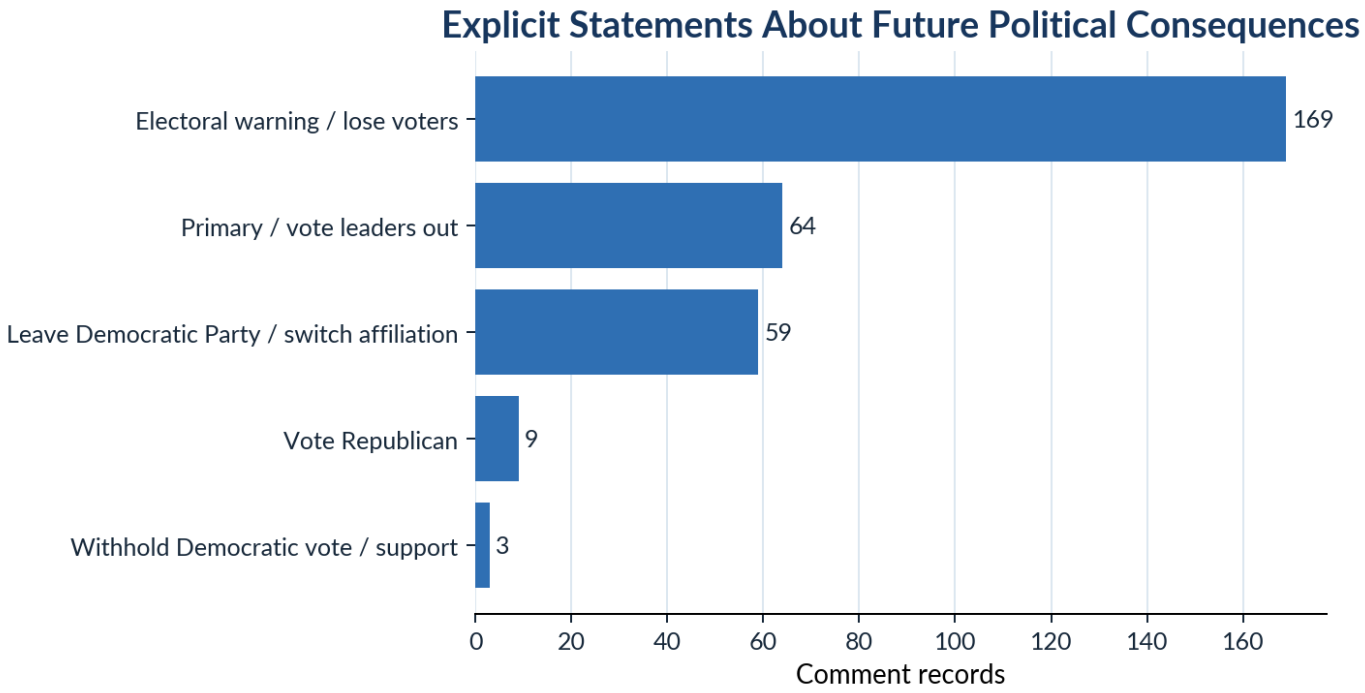

Explicit political consequence	Comment records
Leave Democratic Party / switch affiliation	59
Primary / vote leaders out	64
Electoral warning / lose voters	169
Vote Republican	9
Withhold Democratic vote / support	3

Affiliation consequence: “If Chuck Schumer becomes Senate Majority Leader I will switch my party affiliation from Democrat to Independent. He is nothing but a Corporate hack.”

13 The House-Petition Schumer Subset Reinforces the Senate Pattern

The House “CHOOSE A NEW SPEAKER” petition contributes 5,390 comments that materially concern Chuck Schumer, Senate leadership, or a Senate leadership alternative. Every one of those comments is counted in the substantive analysis.

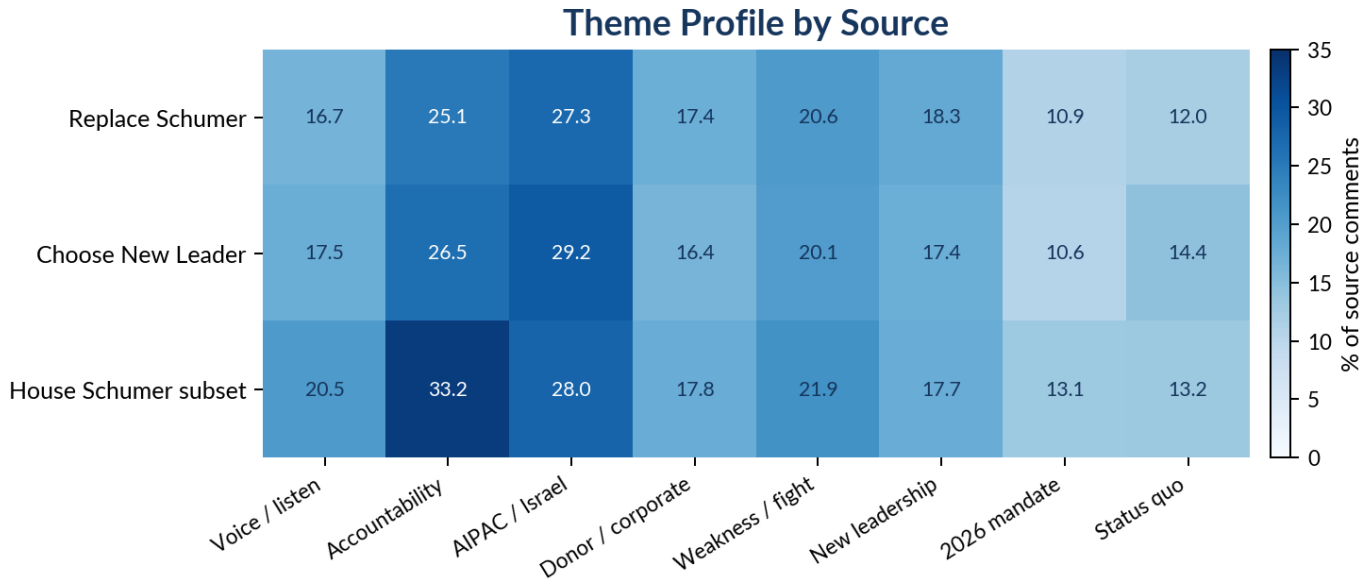

The House-derived Schumer comments do not form a separate issue universe. Their theme profile closely resembles the two Senate petition sources, especially on AIPAC/Israel, accountability, weakness, representation, donor influence, and leadership change.

> **Why this matters:** Schumer is being discussed not only inside Senate-specific petitions, but also inside a major House leadership petition - evidence that some commenters understand the House and Senate leadership fights as connected.

14 Van Hollen Is the Clearest Named Senate Alternative

Most comments demand “new leadership” without naming a replacement. Among named alternatives, Chris Van Hollen is the clearest recurring Senate choice.

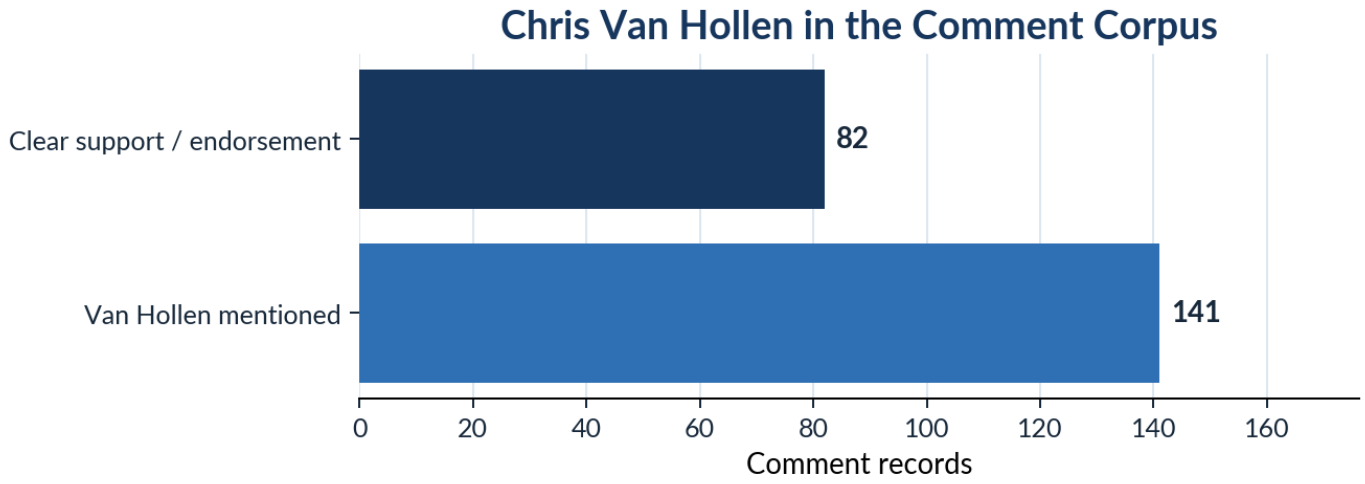

Van Hollen appears in 141 comment records, with 82 using a clear support or endorsement construction. That is smaller than the general leadership-change demand, but more coherent than any other named Senate-leadership alternative identified in this corpus.

Representative Van Hollen comment: “I absolutely do not want Hakeem Jeffries to be our house majority leader. He is unwilling to meet the moment and is compromised by special interests. Chris Van Hollen would be a fantastic candidate instead.”

15 What the Combined Comment Record Says

1. The leadership objection is not reducible to “the far left.”

Explicit progressive/left/socialist language appears in 7.1% of the corpus, while several broader leadership and accountability categories are substantially larger.

2. Different political environments produce similar objections.

Trump-carried and Harris-carried states differ in intensity, not in the basic structure of the complaint.

3. The House-source comments are genuine cross-leadership evidence.

All 5,390 Schumer-relevant House-petition comments are counted, and their theme profile broadly mirrors the Senate petition sources.

4. AIPAC/Israel/Gaza, donor influence, accountability, and perceived weakness are central.

These themes recur at large scale and often overlap within the same comments.

5. The 2026 election is repeatedly framed as a mandate for change.

Commenters repeatedly connect the midterm result, “blue wave” language, and voting for change to the leadership question.

16 Data and Coding

Combined thematic corpus: 8,749 Change.org comment records - 2,251 from “Replace Chuck Schumer as Senate Majority Leader,” 1,108 from “Senate Democrats: CHOOSE A NEW MAJORITY LEADER,” and all 5,390 Schumer-relevant records extracted from the House Speaker petition.

House-source inclusion: all 5,390 extracted House comments count in the national thematic, ideology, phrase, source-comparison, and replacement-preference analyses.

Geographic analysis: state and city analysis uses the two Senate petitions because those files contain state codes. The Senate source set contains 3,359 records; 3,225 have usable state codes and 3,212 have both city and state.

Theme coding: categories overlap. A comment can discuss AIPAC, donor influence, representation, weakness, accountability, healthcare, and other issues simultaneously.

Ideology: the explicit progressive/left/socialist measure requires direct ideological vocabulary. Political self-identification is reported separately and requires first-person wording.

Duplicates: all extracted comment records count, as requested. The combined file contains 8,601 unique normalized texts; repeated wording is not silently removed.

17 State-by-State Thematic Matrix

The fifteen largest state pools show how issue emphasis shifts while the broader coalition structure remains recognizable.

State	N	Voice	Account.	AIPAC	Donor	Weakness	New leader	2026 mandate
CA	477	16%	25%	27%	17%	20%	20%	9%
NY	251	18%	27%	32%	19%	24%	16%	18%
TX	239	15%	28%	26%	14%	23%	17%	11%
FL	175	17%	25%	27%	14%	21%	15%	6%
WA	139	17%	25%	31%	19%	17%	19%	9%
IL	133	17%	27%	26%	18%	18%	21%	10%
PA	116	18%	29%	31%	16%	21%	16%	18%
OH	111	24%	26%	26%	23%	25%	21%	15%
NJ	105	18%	21%	24%	14%	16%	23%	8%
MI	104	12%	33%	29%	16%	24%	12%	15%
OR	92	16%	29%	28%	15%	18%	15%	5%
CO	92	18%	24%	29%	21%	21%	17%	8%
VA	90	20%	28%	29%	20%	23%	23%	19%
NC	90	14%	27%	26%	18%	19%	18%	6%
MA	83	16%	16%	22%	14%	17%	24%	12%

Each percentage is the share of that state's Senate-petition comments containing the specified theme. Themes overlap.

18 Geographic Map Analysis

The geographic evidence changes the interpretation from concentration to breadth. The equal-presence map prevents the largest states from visually overwhelming smaller jurisdictions.

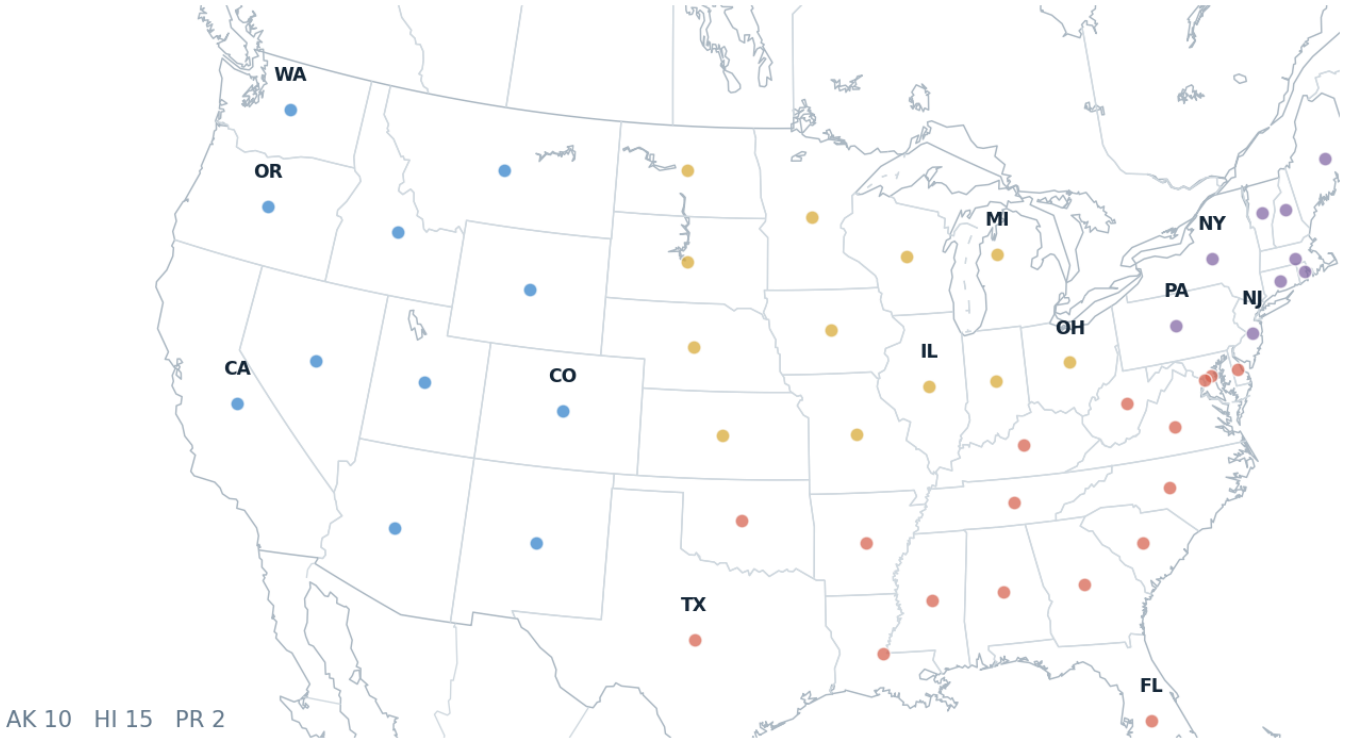

BREADTH

The state-coded comment record crosses the West, Midwest, South, Northeast, and both presidential-state blocs.

MEANING

Geographic diversity does not mean every place emphasizes the same issue. It means the same leadership objection reappears across very different places.

19 Comment Volume by State

The second map restores volume. Circle area is proportional to each state's Senate-petition comment total, showing scale and national breadth at the same time.

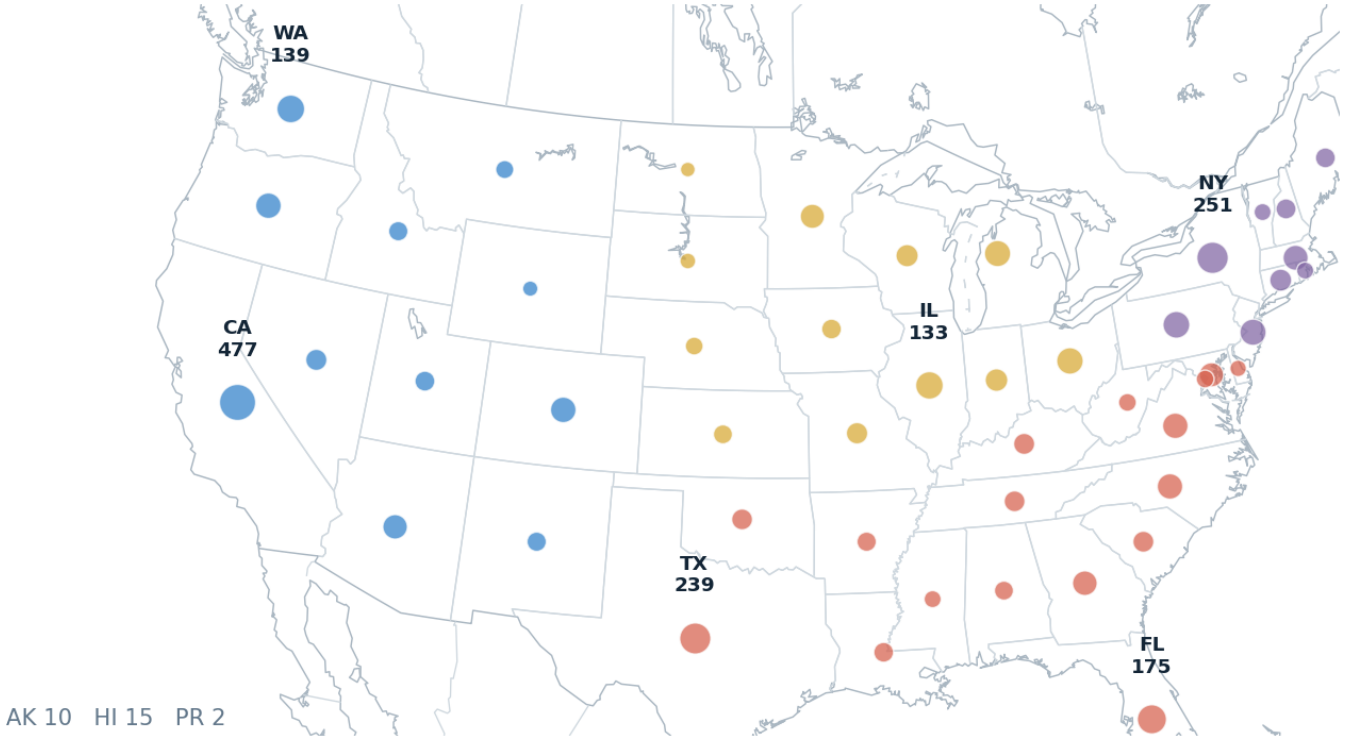

477	251	239	175
California	New York	Texas	Florida

The largest states contribute substantial volume, but the earlier city analysis shows that those totals are not reducible to one or two dominant metropolitan clusters.