Change.org Petition Signature Geography

Senate Leadership Petition Signature Geographic Breakdown Report

Alex Ayvazian

Alex.Ayvazian@outlook.com

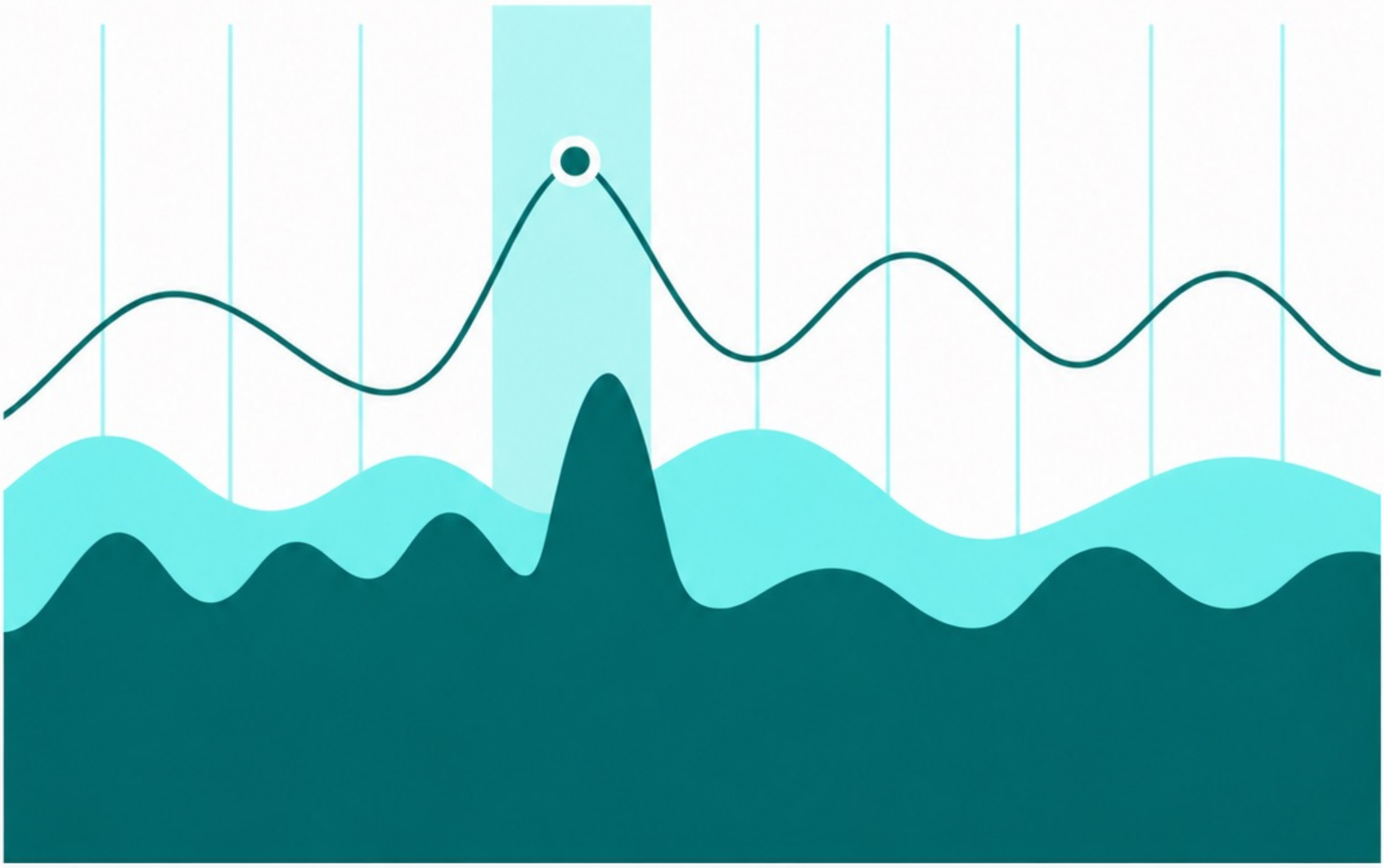

State Signature Rankings

Four anti-Schumer Change.org petitions — geographically mapped signatures

Raw Signatures by State

Rank	State	Signatures
1	California	43,377
2	Texas	25,530
3	New York	22,095
4	Florida	17,985
5	Illinois	15,088
6	Washington	12,510
7	Michigan	12,460
8	Ohio	11,759
9	Pennsylvania	11,378
10	Colorado	9,959
11	North Carolina	9,480
12	Georgia	8,822
13	Virginia	8,684
14	Oregon	8,455
15	Minnesota	8,032
16	New Jersey	8,011
17	Massachusetts	7,699
18	Arizona	7,444
19	Maryland	6,930
20	Wisconsin	5,773
21	Missouri	5,572
22	Indiana	5,211
23	Tennessee	4,850
24	Nevada	3,406
25	Connecticut	3,247
26	South Carolina	3,230
27	Kentucky	3,106
28	Iowa	2,761
29	Utah	2,687
30	Oklahoma	2,669
31	Alabama	2,378
32	New Mexico	2,337
33	Louisiana	2,267
34	Kansas	2,249
35	Maine	2,133
36	Arkansas	1,742
37	District of Columbia	1,678
38	Nebraska	1,580
39	New Hampshire	1,553
40	Idaho	1,477
41	Hawaii	1,280
42	Montana	1,139
43	Vermont	1,137
44	West Virginia	1,042
45	Rhode Island	1,018
46	Mississippi	976
47	Delaware	897
48	Alaska	708
49	South Dakota	548
50	North Dakota	432
51	Wyoming	364

Population-Adjusted Signatures

Rank	State	Per 100K
1	District of Columbia	241.91
2	Oregon	197.84
3	Vermont	176.37
4	Colorado	165.64
5	Washington	156.36
6	Maine	150.76
7	Minnesota	137.76
8	Michigan	123.03
9	Illinois	118.62
10	Maryland	110.61
11	New York	110.46
12	California	110.22
13	New Mexico	109.95
14	New Hampshire	109.73
15	Massachusetts	107.62
16	Nevada	103.77
17	Montana	99.50
18	Ohio	98.81
19	Virginia	97.79
20	Arizona	97.64
21	Wisconsin	96.66
22	Alaska	96.03
23	Rhode Island	91.34
24	Hawaii	89.33
25	Missouri	88.86
26	Connecticut	88.03
27	Pennsylvania	87.12
28	Iowa	85.26
29	North Carolina	84.66
30	Delaware	84.63
31	New Jersey	83.90
32	Texas	80.51
33	Nebraska	78.30
34	Georgia	78.05
35	Florida	76.65
36	Utah	75.93
37	Kansas	75.54
38	Indiana	74.73
39	Idaho	72.77
40	Kentucky	67.42
41	Tennessee	66.30
42	Oklahoma	61.73
43	Wyoming	61.83
44	West Virginia	59.00
45	South Dakota	58.60
46	South Carolina	57.99
47	Arkansas	55.93
48	North Dakota	54.04
49	Louisiana	49.09
50	Alabama	45.79
51	Mississippi	33.04

Puerto Rico is reported separately: 91 mapped signatures, equal to 2.86 per 100,000 residents. Population-adjusted rates use July 2025 U.S. Census Bureau population estimates.

Petition Signatures by Geography

RAW SIGNATURE TOTALS | 327,236 GEOGRAPHICALLY MAPPED SIGNATURES

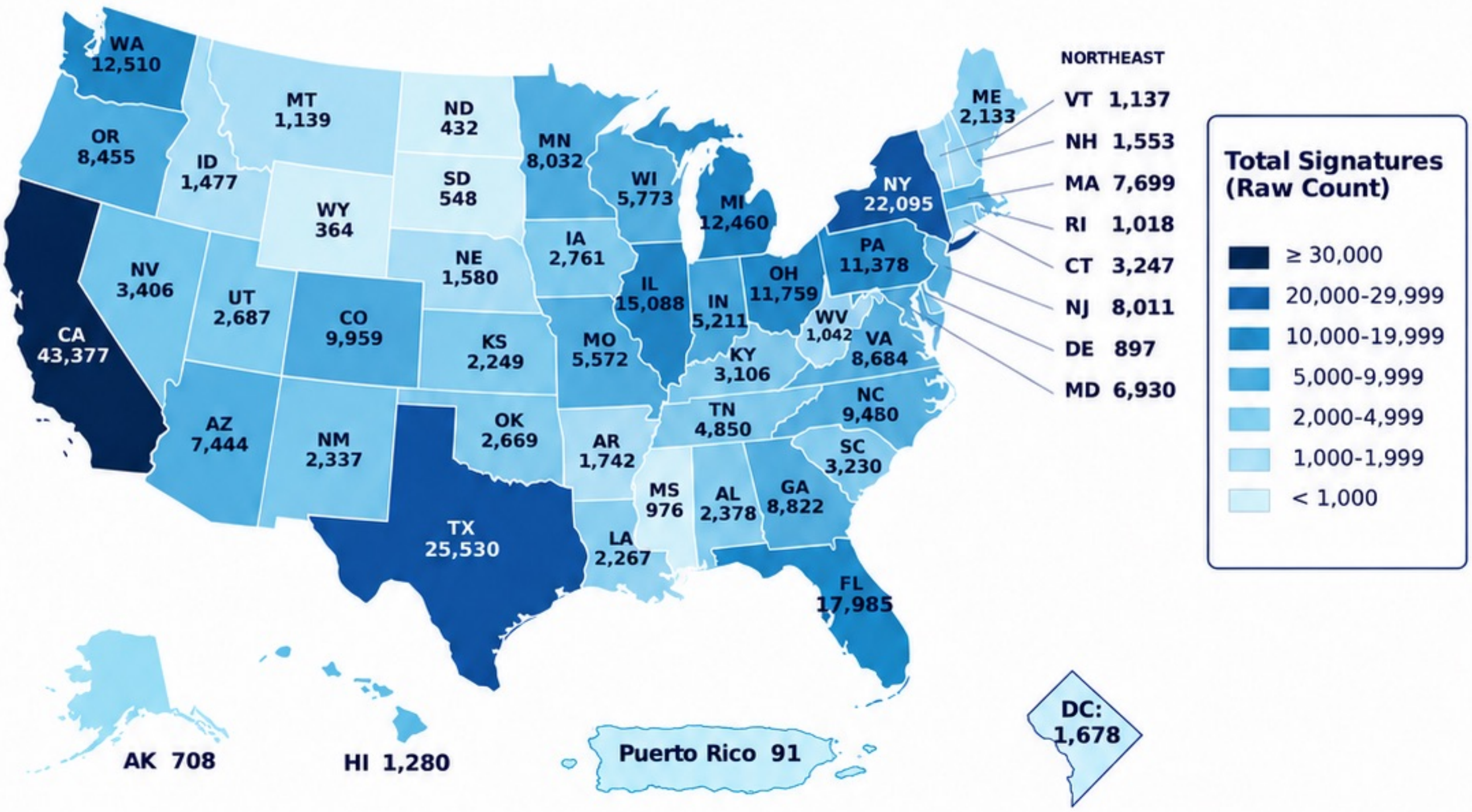

POPULATION ADJUSTED | SIGNATURES PER 100,000 RESIDENTS

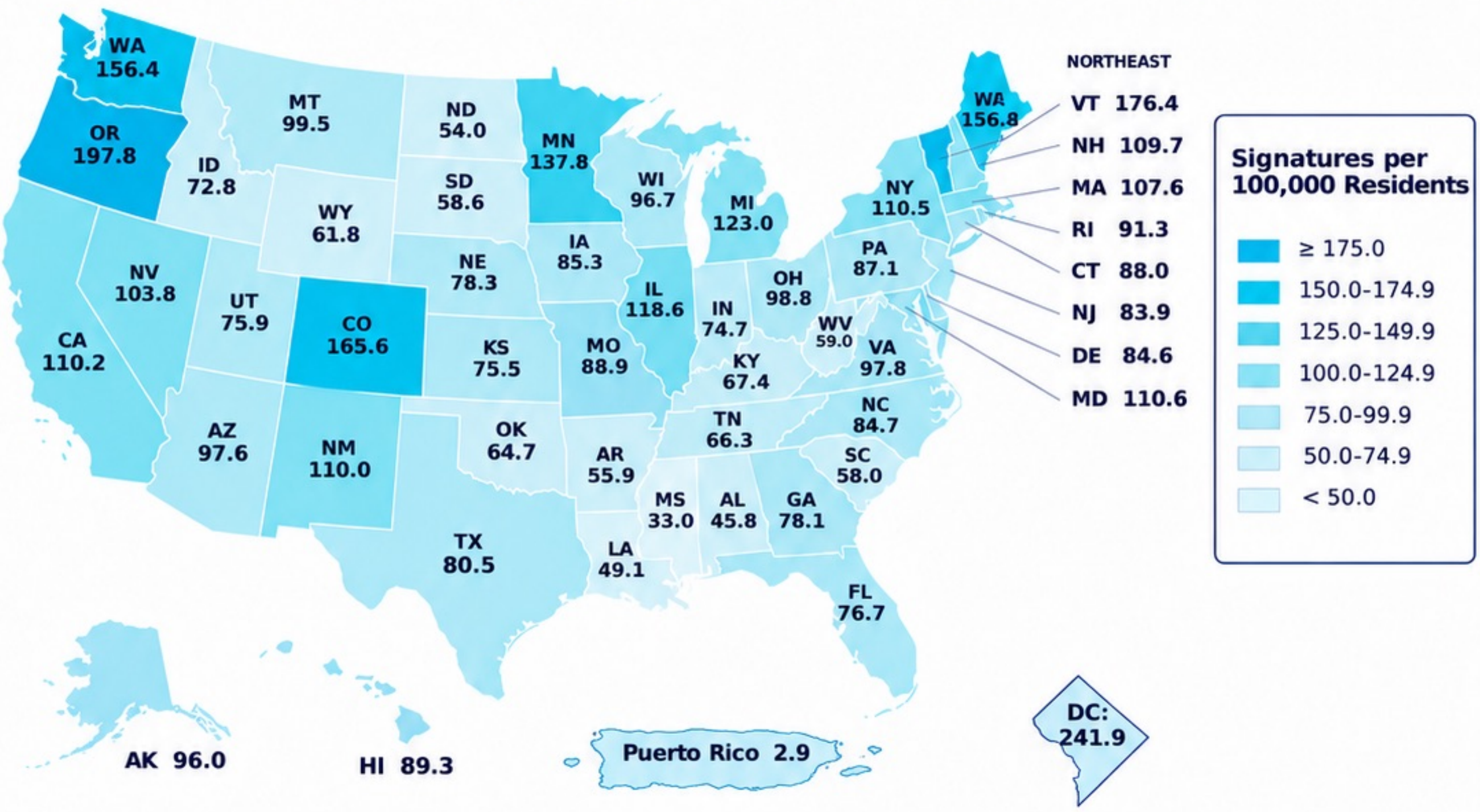

Geographic Distribution Analysis

The geographic pattern of Senate leadership petition signatures points to something broader than a concentrated ideological protest. Taken together, the raw totals and population-adjusted rates show a movement that is nationally dispersed, regionally diverse, and not dependent on a small number of traditional progressive strongholds. The four anti-Schumer petitions contain **327,236 geographically mapped signatures**, with participation recorded throughout all fifty states, the District of Columbia, and Puerto Rico.

One of the clearest findings is that population size does not explain the movement. Large states naturally dominate the raw totals, but once population is accounted for, the ranking changes substantially. California ranks first in raw signatures with **43,377**, followed by Texas with **25,530**, New York with **22,095**, and Florida with **17,985**. Yet on a population-adjusted basis, the District of Columbia ranks first at **241.91 signatures per 100,000 residents**, followed by Oregon at **197.84**, Vermont at **176.37**, Colorado at **165.64**, and Washington at **156.36**.

That divergence is important. Texas falls from second in raw signatures to thirty-second after population adjustment. Florida falls from fourth to thirty-fifth. By contrast, Oregon rises from fourteenth in raw signatures to second population-adjusted, Vermont rises from forty-third to third, Colorado from tenth to fourth, and Maine from thirty-fifth to sixth. The movement therefore cannot be explained simply by where the largest numbers of people live. In several smaller and mid-sized jurisdictions, participation is unusually intense relative to population.

The second important finding is the absence of a single geographic center of gravity. High population-adjusted participation appears in the Pacific Northwest, Mountain West, Upper Midwest, Northeast and Mid-Atlantic rather than forming one coastal or metropolitan bloc. Oregon, Vermont, Colorado, Washington, Maine, Minnesota, Michigan, Illinois and Maryland all rank among the strongest states on a per-capita basis. That distribution matters because a movement originating primarily from one ideological subculture would ordinarily be expected to produce a much more recognizable geographic concentration.

There is also a meaningful distinction between scale and intensity. California, Texas, New York and Florida demonstrate scale because of the sheer number of people signing. Oregon, Vermont, Colorado, Washington, Maine, Minnesota and Michigan demonstrate intensity because their participation remains especially strong after population is controlled for. The movement therefore possesses both characteristics: large absolute numbers in major states and disproportionately high participation in smaller ones.

That combination weakens the argument that the petitions can be dismissed as simply a deep-blue-state phenomenon. Significant participation appears in Republican-dominated states, competitive states and Democratic strongholds alike. Texas is not Vermont; Georgia is not Oregon; Missouri is not Massachusetts; Arizona is not New York. Yet signatures appear across all of them in substantial numbers. Geography alone cannot establish the ideology of an individual signer, but a constituency spread across political environments this different cannot reasonably be treated as geographically uniform.

Another notable pattern is that several states commonly treated as electorally competitive or ideologically mixed still show substantial participation. Michigan records **12,460 signatures** and ranks seventh nationally in raw volume while also ranking eighth population-adjusted. Pennsylvania contributes **11,378**, Arizona **7,444**, Wisconsin **5,773**, Nevada **3,406**, North Carolina **9,480**, and Georgia **8,822**. The leadership question is therefore appearing not only in safely Democratic constituencies but also in states where Democratic voters regularly compete in closely divided political environments.

That matters because dissatisfaction with Senate leadership can arise from different political motivations. Some signers may be responding to concerns about representation, corporate or donor influence, foreign policy, healthcare, affordability, generational change, institutional accountability, electoral strategy, or frustration with how aggressively Democratic leadership confronts Republican power. A nationally dispersed petition movement does not require every participant to arrive at the same conclusion for the same reason.

The geographic data is therefore more consistent with a coalition assembled around multiple grievances than with a single ideological doctrine. There is no one state or region accounting for the phenomenon. Even after the effect of population is removed, participation remains distributed across a large portion of the country. That geographic diffusion is important because it makes the movement more difficult to characterize as an isolated activist campaign centered in a handful of predictable political environments.

Participation from heavily Republican states is particularly informative. Democratic voters in places such as Texas, Tennessee, Oklahoma, Alabama, Kentucky, Missouri and South Carolina operate in very different political conditions from Democrats in California, Massachusetts or New York. Yet each of those states contributes measurable participation to the petitions. The leadership question is therefore not being generated exclusively inside overwhelmingly progressive political environments.

The population-adjusted ranking also demonstrates that political intensity is not synonymous with Democratic population size. If the movement simply reflected where Democratic voters are most numerous, the adjusted ranking would resemble the raw ranking much more closely. It does not. Oregon, Vermont, Colorado and Maine outperform substantially larger states on a per-capita basis, while Texas and Florida fall sharply after population adjustment. That divergence points to genuine differences in engagement and highlights places that would be overlooked if only raw signature totals were considered.

Puerto Rico adds another geographic dimension. Its **91 mapped signatures** are small relative to the state totals, but its inclusion reinforces the broader observation that the petitions are not confined to one portion of the continental United States.

Taken as a whole, the geographic evidence is better described as showing a **distributed national coalition of dissatisfaction with Senate leadership** than a geographically isolated faction. The data shows participation emerging from states with markedly different populations, electoral histories and political cultures.

The most important conclusion is therefore not simply that the petitions have signatures in many states. It is that the demand for different Senate leadership appears capable of crossing the geographic boundaries that normally separate political factions within the Democratic coalition. **The raw numbers establish scale. The population-adjusted rates establish intensity. The regional distribution establishes breadth. Together, those three dimensions make the movement substantially more difficult to dismiss as a narrow ideological fringe.**

RESEARCH REPORT

Senate Leadership Petitions

A documented review of the four Change.org petitions used in the Senate leadership geography analysis.

348,626

RECORDED PETITION SIGNATURES ACROSS THE FOUR SELECTED PETITIONS

4

selected petitions

99.88%

of signatures in the two largest petitions

327,236

geographically mapped signatures

WHAT THE PETITION RECORD SHOWS

The four selected petitions contain 348,626 recorded signatures. Two petitions account for almost the entire total: 219,140 signatures on "Replace Chuck Schumer as Senate Majority Leader" and 129,081 on "Senate Democrats: CHOOSE A NEW MAJORITY LEADER". The two smaller petitions add 405 signatures combined.

RESEARCH FOCUS

How concentrated is the public petition campaign against Chuck Schumer continuing as Senate Democratic leader, what do the four petitions ask Senate Democrats to do, and how does the full petition-counter record relate to the 327,236-signature mapped geography dataset?

The 327,236 geography figure is a mapped subset of signatures with usable location data. It is not the sum of the four public petition counters.

Where the signatures are concentrated

Recorded Change.org signature counters for the four selected Senate leadership petitions, checked November 26, 2026.

Replace Chuck Schumer as Senate Majority Leader



219,140

62.86% of four-petition total

Senate Democrats: CHOOSE A NEW MAJORITY LEADER



129,081

37.03% of four-petition total

Stop Chuck Schumer's election as Senate Majority Leader



205

0.06% of four-petition total

Senate Democrats: Do Not Re-elect Chuck Schumer as Senate Leader in 2027



200

0.06% of four-petition total

CONCENTRATION FINDING

The two largest petitions account for 99.88% of all recorded signatures in this four-petition source set. The remaining two petitions are substantively relevant because they make separate leadership arguments, but they contribute only 405 signatures combined.

What each petition asks for

All four petitions seek a Senate Democratic leadership outcome other than Chuck Schumer continuing as leader, but they frame that demand differently.

01 Replace Chuck Schumer as Senate Majority Leader

Started November 4, 2026 | Starter: Laura Ciocia

Original Change.org petition

Calls on Senate Democrats to replace Schumer with different leadership, arguing that the new majority needs a leader who will use its power more aggressively and raising concerns about leadership strategy, large-donor influence, Wall Street, AIPAC and foreign policy.

02 Senate Democrats: CHOOSE A NEW MAJORITY LEADER

Started November 4, 2026 | Starter: Chris Sader

Original Change.org petition

Calls for a competitive Senate Democratic leadership election, asks incoming Democratic senators to vote against Schumer, and invites other senators to put their names forward for the leadership position.

03 Stop Chuck Schumer's election as Senate Majority Leader

Started November 4, 2026 | Starter: Robert Green

Original Change.org petition

Opposes Schumer's election as majority leader and argues for a more forward-looking leadership direction centered on economic inequality, healthcare, environmental protection, social justice and reduced lobbying influence.

04 Senate Democrats: Do Not Re-elect Chuck Schumer as Senate Leader in 2027

Started November 4, 2026 | Starter: Alissa Johnson

Original Change.org petition

Calls on Democratic senators to vote against Schumer's reelection as Senate Democratic leader, citing dissatisfaction with leadership on climate change, healthcare reform, economic inequality and effective opposition.

Source note: only these four Change.org petitions are included. The total sums the visible petition-page counters checked November 26, 2026; a person signing more than one petition can appear in more than one page total.